

## Annex: Past Performance and Performance scenarios

### **BlueBox Precision Medicine Fund** **As of 31/07/2025**

#### List of Share Classes:

[LU2519375245 - Share Class A \(GBP\) acc](#)

[LU2519372499 - Share Class A \(USD\) acc](#)

[LU2519374511 - Share Class C \(USD\) acc](#)

[LU2519373547 - Share Class I \(USD\) acc](#)

[LU2519372739 - Share Class R \(USD\) acc](#)

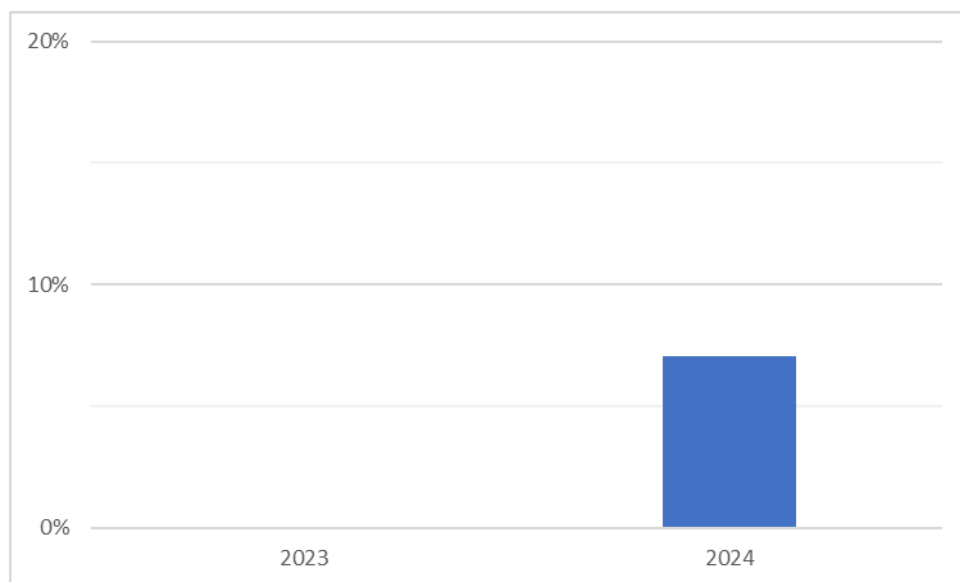
[LU2519375591 - Share Class S \(USD\) acc](#)

## Annex: Past Performance and Performance scenarios

### BlueBox Precision Medicine Fund Share Class A (GBP) acc LU2519375245

As of 31/07/2025

#### Past Performance:



Past performance is not a reliable indicator of future performance. Markets could develop very differently in the future. It can help you assess how the fund has been managed in the past. This chart shows the fund's performance as the percentage loss or gain per full year since inception.

The share class was launched on: 07/08/2023.

Past performance in: GBP.

**Performance scenarios (Additional information from the relevant KID available at our website [www.blueboxfunds.com](http://www.blueboxfunds.com))**

What you will get from this product depends on future market performance. Market developments in the future are uncertain and cannot be accurately predicted. The unfavourable, moderate, and favourable scenarios shown are illustrations using the worst, average, and best performance of the product and a suitable proxy over the last 10 years. Markets could develop very differently in the future. The stress scenario shows what you might get back in extreme market circumstances.

The figures shown include all the costs of the product itself, but may not include all the costs that you pay to your advisor or distributor. The figures do not take into account your personal tax situation, which may also affect how much you get back.

| LU2519375245    |                         | If you exit after 1 year              |              |            |            | If you exit after 5 years |              |            |            |
|-----------------|-------------------------|---------------------------------------|--------------|------------|------------|---------------------------|--------------|------------|------------|
| Reference Month | Minimum                 | There is no minimum guaranteed return |              |            |            |                           |              |            |            |
|                 |                         | Stress                                | Unfavourable | Moderate   | Favourable | Stress                    | Unfavourable | Moderate   | Favourable |
| Jan-24          | What you might get back | GBP 3'000                             | GBP 6'710    | GBP 10'870 | GBP 15'460 | GBP 2'000                 | GBP 8'890    | GBP 12'630 | GBP 19'920 |
|                 | Average Return          | -69.98%                               | -32.87%      | 8.75%      | 54.57%     | -27.49%                   | -2.32%       | 4.79%      | 14.77%     |
| Feb-24          | What you might get back | GBP 3'000                             | GBP 6'620    | GBP 10'890 | GBP 16'240 | GBP 2'000                 | GBP 9'060    | GBP 12'660 | GBP 19'990 |
|                 | Average Return          | -69.98%                               | -33.84%      | 8.94%      | 62.44%     | -27.49%                   | -1.96%       | 4.83%      | 14.86%     |
| Mar-24          | What you might get back | GBP 3'000                             | GBP 7'080    | GBP 10'750 | GBP 15'280 | GBP 2'000                 | GBP 9'100    | GBP 12'570 | GBP 20'480 |
|                 | Average Return          | -69.98%                               | -29.18%      | 7.48%      | 52.78%     | -27.49%                   | -1.86%       | 4.68%      | 15.42%     |
| Apr-24          | What you might get back | GBP 3'000                             | GBP 6'740    | GBP 10'840 | GBP 16'060 | GBP 2'000                 | GBP 8'120    | GBP 12'940 | GBP 19'370 |
|                 | Average Return          | -69.98%                               | -32.63%      | 8.39%      | 60.59%     | -27.49%                   | -4.07%       | 5.29%      | 14.14%     |
| May-24          | What you might get back | GBP 3'000                             | GBP 6'670    | GBP 10'880 | GBP 15'380 | GBP 2'000                 | GBP 9'340    | GBP 12'510 | GBP 19'990 |
|                 | Average Return          | -69.97%                               | -33.25%      | 8.83%      | 53.83%     | -27.49%                   | -1.35%       | 4.59%      | 14.86%     |
| Jun-24          | What you might get back | GBP 3'000                             | GBP 6'960    | GBP 10'970 | GBP 14'710 | GBP 2'000                 | GBP 8'810    | GBP 12'760 | GBP 19'440 |
|                 | Average Return          | -69.96%                               | -30.38%      | 9.66%      | 47.14%     | -27.49%                   | -2.50%       | 5.00%      | 14.22%     |
| Jul-24          | What you might get back | GBP 2'800                             | GBP 6'570    | GBP 12'370 | GBP 20'020 | GBP 1'960                 | GBP 11'470   | GBP 27'470 | GBP 43'140 |
|                 | Average Return          | -72.04%                               | -34.31%      | 23.74%     | 100.17%    | -27.80%                   | 2.78%        | 22.40%     | 33.96%     |
| Aug-24          | What you might get back | GBP 4'980                             | GBP 8'170    | GBP 10'580 | GBP 13'070 | GBP 3'690                 | GBP 10'580   | GBP 13'490 | GBP 17'540 |
|                 | Average Return          | -50.20%                               | -18.34%      | 5.79%      | 30.68%     | -18.09%                   | 1.14%        | 6.17%      | 11.90%     |
| Sept-24         | What you might get back | GBP 4'980                             | GBP 8'170    | GBP 10'580 | GBP 13'070 | GBP 3'680                 | GBP 10'200   | GBP 13'490 | GBP 17'540 |
|                 | Average Return          | -50.21%                               | -18.34%      | 5.79%      | 30.68%     | -18.12%                   | 0.40%        | 6.17%      | 11.90%     |
| Oct-24          | What you might get back | GBP 5'330                             | GBP 8'170    | GBP 10'590 | GBP 13'550 | GBP 3'680                 | GBP 10'530   | GBP 13'830 | GBP 17'540 |
|                 | Average Return          | -46.71%                               | -18.34%      | 5.89%      | 35.45%     | -18.10%                   | 1.05%        | 6.70%      | 11.90%     |
| Nov-24          | What you might get back | GBP 5'310                             | GBP 8'170    | GBP 10'590 | GBP 13'550 | GBP 3'680                 | GBP 10'670   | GBP 13'850 | GBP 17'540 |
|                 | Average Return          | -46.93%                               | -18.34%      | 5.93%      | 35.45%     | -18.14%                   | 1.31%        | 6.74%      | 11.90%     |
| Dec-24          | What you might get back | GBP 5'280                             | GBP 8'170    | GBP 10'630 | GBP 13'550 | GBP 3'670                 | GBP 10'170   | GBP 13'850 | GBP 17'540 |
|                 | Average Return          | -47.16%                               | -18.35%      | 6.34%      | 35.45%     | -18.18%                   | 0.33%        | 6.73%      | 11.89%     |
| Jan-25          | What you might get back | GBP 5'280                             | GBP 8'170    | GBP 10'700 | GBP 13'550 | GBP 3'660                 | GBP 10'640   | GBP 13'860 | GBP 17'530 |
|                 | Average Return          | -47.18%                               | -18.35%      | 7.03%      | 35.45%     | -18.22%                   | 1.25%        | 6.74%      | 11.89%     |
| Feb-25          | What you might get back | GBP 5'280                             | GBP 8'170    | GBP 10'700 | GBP 13'550 | GBP 3'650                 | GBP 9'700    | GBP 13'920 | GBP 17'530 |
|                 | Average Return          | -47.19%                               | -18.35%      | 7.03%      | 35.45%     | -18.28%                   | -0.60%       | 6.84%      | 11.89%     |
| Mar-25          | What you might get back | GBP 5'270                             | GBP 8'170    | GBP 10'700 | GBP 13'550 | GBP 3'660                 | GBP 8'440    | GBP 13'920 | GBP 17'530 |
|                 | Average Return          | -47.29%                               | -18.35%      | 7.03%      | 35.45%     | -18.23%                   | -3.33%       | 6.84%      | 11.89%     |
| Apr-25          | What you might get back | GBP 3'040                             | GBP 7'760    | GBP 10'170 | GBP 12'870 | GBP 3'270                 | GBP 8'230    | GBP 13'230 | GBP 16'660 |
|                 | Average Return          | -69.61%                               | -22.43%      | 1.68%      | 28.68%     | -20.01%                   | -3.81%       | 5.75%      | 10.75%     |
| May-25          | What you might get back | GBP 3'010                             | GBP 7'760    | GBP 10'170 | GBP 12'870 | GBP 2'420                 | GBP 7'610    | GBP 13'230 | GBP 16'660 |
|                 | Average Return          | -69.90%                               | -22.43%      | 1.68%      | 28.68%     | -24.72%                   | -5.33%       | 5.75%      | 10.75%     |
| Jun-25          | What you might get back | GBP 3'010                             | GBP 7'780    | GBP 10'170 | GBP 12'870 | GBP 1'940                 | GBP 7'600    | GBP 13'330 | GBP 16'880 |
|                 | Average Return          | -69.89%                               | -22.23%      | 1.69%      | 28.68%     | -27.98%                   | -5.34%       | 5.92%      | 11.03%     |
| Jul-25          | What you might get back | GBP 3'170                             | GBP 8'190    | GBP 10'700 | GBP 13'550 | GBP 2'040                 | GBP 8'500    | GBP 14'030 | GBP 17'760 |
|                 | Average Return          | -68.28%                               | -18.14%      | 7.04%      | 35.45%     | -27.21%                   | -3.20%       | 7.01%      | 12.18%     |
| Aug-25          | What you might get back | GBP 3'170                             | GBP 8'190    | GBP 10'700 | GBP 13'550 | GBP 2'040                 | GBP 8'860    | GBP 14'030 | GBP 17'760 |
|                 | Average Return          | -68.29%                               | -18.14%      | 7.04%      | 35.45%     | -27.20%                   | -2.39%       | 7.01%      | 12.18%     |

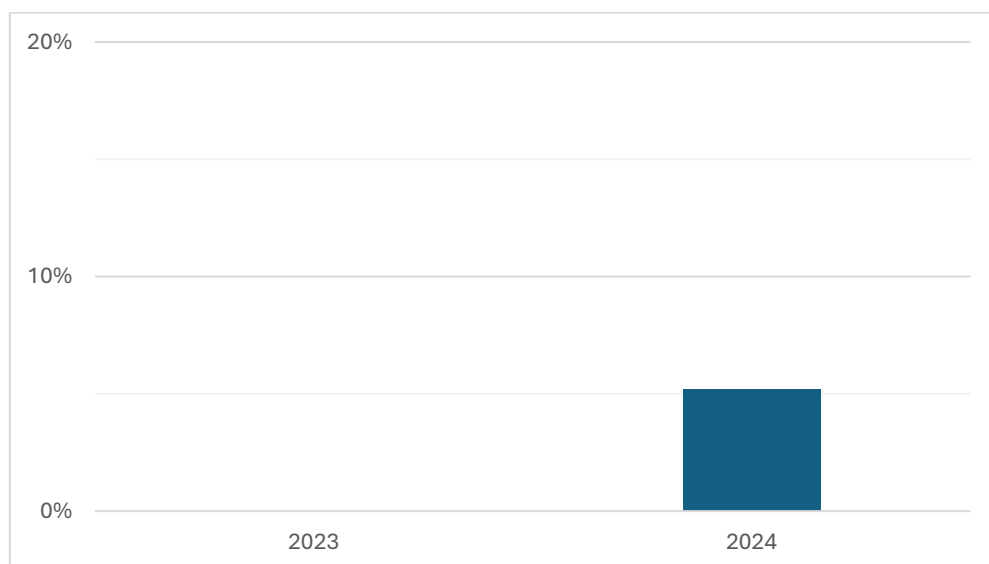
## Annex: Past Performance and Performance scenarios

### **BlueBox Precision Medicine Fund Share Class A (USD) acc**

LU2519372499

**As of 31/07/2025**

#### **Past Performance:**



Past performance is not a reliable indicator of future performance. Markets could develop very differently in the future. It can help you assess how the fund has been managed in the past. This chart shows the fund's performance as the percentage loss or gain per full year since inception.

The share class was launched on: 14/06/2023.

Past performance in: USD.

## Performance scenarios (Additional information from the relevant KID available at our website [www.blueboxfunds.com](http://www.blueboxfunds.com))

What you will get from this product depends on future market performance. Market developments in the future are uncertain and cannot be accurately predicted. The unfavourable, moderate, and favourable scenarios shown are illustrations using the worst, average, and best performance of the product and a suitable proxy over the last 10 years. Markets could develop very differently in the future. The stress scenario shows what you might get back in extreme market circumstances.

The figures shown include all the costs of the product itself, but may not include all the costs that you pay to your advisor or distributor. The figures do not take into account your personal tax situation, which may also affect how much you get back.

| LU2519372499    |                         | If you exit after 1 year              |              |            |            | If you exit after 5 years |              |            |            |
|-----------------|-------------------------|---------------------------------------|--------------|------------|------------|---------------------------|--------------|------------|------------|
| Reference Month | Minimum                 | There is no minimum guaranteed return |              |            |            |                           |              |            |            |
|                 |                         | Stress                                | Unfavourable | Moderate   | Favourable | Stress                    | Unfavourable | Moderate   | Favourable |
| Mar-23          | What you might get back | USD 3'000                             | USD 6'530    | USD 10'960 | USD 16'440 | USD 2'000                 | USD 5'820    | USD 13'290 | USD 22'630 |
|                 | Average Return          | -70.00%                               | -34.69%      | 9.58%      | 64.42%     | -27.50%                   | -10.25%      | 5.85%      | 17.74%     |
| Apr-23          | What you might get back | USD 3'000                             | USD 6'960    | USD 10'990 | USD 15'320 | USD 2'000                 | USD 7'960    | USD 13'080 | USD 19'440 |
|                 | Average Return          | -69.97%                               | -30.35%      | 9.92%      | 53.21%     | -27.49%                   | -4.45%       | 5.52%      | 14.22%     |
| May-23          | What you might get back | USD 3'000                             | USD 6'710    | USD 10'990 | USD 15'460 | USD 2'000                 | USD 8'000    | USD 12'860 | USD 19'920 |
|                 | Average Return          | -69.97%                               | -32.87%      | 9.86%      | 54.57%     | -27.49%                   | -4.37%       | 5.16%      | 14.77%     |
| Jun-23          | What you might get back | USD 3'000                             | USD 6'930    | USD 11'010 | USD 16'590 | USD 2'000                 | USD 7'810    | USD 13'000 | USD 21'210 |
|                 | Average Return          | -69.97%                               | -30.73%      | 10.14%     | 65.89%     | -27.49%                   | -4.83%       | 5.39%      | 16.23%     |
| Jul-23          | What you might get back | USD 3'000                             | USD 6'960    | USD 10'990 | USD 15'320 | USD 2'000                 | USD 8'220    | USD 12'840 | USD 19'440 |
|                 | Average Return          | -69.97%                               | -30.38%      | 9.89%      | 53.21%     | -27.49%                   | -3.84%       | 5.13%      | 14.22%     |
| Aug-23          | What you might get back | USD 3'000                             | USD 6'470    | USD 10'890 | USD 15'580 | USD 2'000                 | USD 7'830    | USD 12'680 | USD 20'630 |
|                 | Average Return          | -69.97%                               | -35.32%      | 8.85%      | 55.75%     | -27.49%                   | -4.77%       | 4.86%      | 15.59%     |
| Sept-23         | What you might get back | USD 3'000                             | USD 6'590    | USD 10'960 | USD 15'850 | USD 2'000                 | USD 7'960    | USD 12'620 | USD 19'840 |
|                 | Average Return          | -69.97%                               | -34.11%      | 9.59%      | 58.54%     | -27.49%                   | -446.00%     | 4.77%      | 14.68%     |
| Oct-23          | What you might get back | USD 3'010                             | USD 7'070    | USD 10'970 | USD 15'170 | USD 2'000                 | USD 7'160    | USD 12'770 | USD 19'490 |
|                 | Average Return          | -69.95%                               | -29.25%      | 9.66%      | 51.71%     | -27.49%                   | -6.45%       | 5.01%      | 14.27%     |
| Nov-23          | What you might get back | USD 3'000                             | USD 6'670    | USD 10'930 | USD 16'240 | USD 2'000                 | USD 7'500    | USD 12'520 | USD 19'990 |
|                 | Average Return          | -69.95%                               | -33.25%      | 9.27%      | 62.44%     | -27.49%                   | -5.60%       | 4.61%      | 14.86%     |
| Dec-23          | What you might get back | USD 3'000                             | USD 6'960    | USD 10'980 | USD 15'250 | USD 2'000                 | USD 8'880    | USD 12'670 | USD 19'440 |
|                 | Average Return          | -69.97%                               | -30.35%      | 9.79%      | 52.47%     | -27.49%                   | -2.34%       | 4.54%      | 14.22%     |
| Jan-24          | What you might get back | USD 3'000                             | USD 6'710    | USD 10'870 | USD 15'460 | USD 2'000                 | USD 8'680    | USD 12'630 | USD 19'920 |
|                 | Average Return          | -69.97%                               | -32.87%      | 8.69%      | 54.57%     | -27.49%                   | -2.78%       | 4.79%      | 14.77%     |
| Feb-24          | What you might get back | USD 3'000                             | USD 6'620    | USD 10'830 | USD 16'240 | USD 2'000                 | USD 9'060    | USD 12'680 | USD 19'990 |
|                 | Average Return          | -69.97%                               | -33.84%      | 8.28%      | 62.44%     | -27.49%                   | -1.96%       | 4.86%      | 14.86%     |
| Mar-24          | What you might get back | USD 3'000                             | USD 7'080    | USD 10'780 | USD 15'280 | USD 2'000                 | USD 9'060    | USD 12'570 | USD 20'480 |
|                 | Average Return          | -69.97%                               | -29.18%      | 7.83%      | 52.78%     | -27.49%                   | -1.95%       | 4.68%      | 15.42%     |
| Apr-24          | What you might get back | USD 3'000                             | USD 6'710    | USD 10'820 | USD 15'460 | USD 2'000                 | USD 8'820    | USD 12'630 | USD 19'920 |
|                 | Average Return          | -69.96%                               | -32.87%      | 8.24%      | 54.57%     | -27.49%                   | -2.47%       | 4.79%      | 14.77%     |
| May-24          | What you might get back | USD 3'000                             | USD 6'670    | USD 10'900 | USD 15'380 | USD 2'000                 | USD 9'340    | USD 12'510 | USD 19'990 |
|                 | Average Return          | -69.96%                               | -33.25%      | 9.01%      | 53.83%     | -27.49%                   | -1.37%       | 4.59%      | 14.86.00%  |
| Jun-24          | What you might get back | USD 3'000                             | USD 6'830    | USD 10'920 | USD 15'650 | USD 2'000                 | USD 8'230    | USD 12'630 | USD 18'940 |
|                 | Average Return          | -69.96%                               | -31.74%      | 9.16%      | 56.50%     | -27.49%                   | -3.81%       | 4.78%      | 13.62%     |
| Jul-24          | What you might get back | USD 3'000                             | USD 6'710    | USD 10'820 | USD 15'180 | USD 2'000                 | USD 9'140    | USD 12'630 | USD 19'920 |
|                 | Average Return          | -69.96%                               | -32.87%      | 8.24%      | 51.79%     | -27.49%                   | -1.79%       | 4.79%      | 14.77%     |
| Aug-24          | What you might get back | USD 4'590                             | USD 8'170    | USD 10'520 | USD 13'070 | USD 3'360                 | USD 10'670   | USD 13'490 | USD 17'540 |
|                 | Average Return          | -54.08%                               | -18.34%      | 5.24%      | 30.68%     | -19.60%                   | 1.31%        | 6.17%      | 11.90%     |
| Sept-24         | What you might get back | USD 4'590                             | USD 8'170    | USD 10'520 | USD 13'270 | USD 3'350                 | USD 10'670   | USD 13'490 | USD 17'540 |
|                 | Average Return          | -54.09%                               | -18.34%      | 5.24%      | 32.66%     | -19.63%                   | 1.31%        | 6.17%      | 11.90%     |
| Oct-24          | What you might get back | USD 5'090                             | USD 8'170    | USD 10'550 | USD 14'350 | USD 3'360                 | USD 10'600   | USD 13'710 | USD 17'540 |
|                 | Average Return          | -49.08%                               | -18.34%      | 5.51%      | 43.50%     | -19.62%                   | 1.18%        | 6.52%      | 11.90%     |
| Nov-24          | What you might get back | USD 5'020                             | USD 8'170    | USD 10'580 | USD 14'350 | USD 3'350                 | USD 10'670   | USD 13'820 | USD 17'540 |
|                 | Average Return          | -49.82%                               | -18.34%      | 5.79%      | 43.50%     | -19.66%                   | 1.31%        | 6.69%      | 11.90%     |
| Dec-24          | What you might get back | USD 5'020                             | USD 8'170    | USD 10'580 | USD 14'350 | USD 3'340                 | USD 9'970    | USD 13'820 | USD 17'540 |
|                 | Average Return          | -49.77%                               | -18.35%      | 5.78%      | 43.50%     | -19.71%                   | -0.06%       | 6.68%      | 11.89%     |
| Jan-25          | What you might get back | USD 5'020                             | USD 8'170    | USD 10'590 | USD 14'350 | USD 3'330                 | USD 10'350   | USD 13'820 | USD 17'530 |
|                 | Average Return          | -49.79%                               | -18.35%      | 5.88%      | 43.50%     | -19.73%                   | 0.69%        | 6.68%      | 11.89%     |
| Feb-25          | What you might get back | USD 5'020                             | USD 8'170    | USD 10'590 | USD 14'350 | USD 3'330                 | USD 9'660    | USD 13'820 | USD 17'530 |
|                 | Average Return          | -49.80%                               | -18.35%      | 5.88%      | 43.50%     | -19.73%                   | -0.69%       | 6.68%      | 11.89%     |
| Mar-25          | What you might get back | USD 5'020                             | USD 8'170    | USD 10'590 | USD 14'350 | USD 3'390                 | USD 8'630    | USD 13'820 | USD 17'530 |
|                 | Average Return          | -49.85%                               | -18.35%      | 5.88%      | 43.50%     | -19.47%                   | -2.91%       | 6.68%      | 11.89%     |
| Apr-25          | What you might get back | USD 2'840                             | USD 7'760    | USD 10'060 | USD 13'630 | USD 2'980                 | USD 8'700    | USD 13'130 | USD 16'660 |
|                 | Average Return          | -71.58%                               | -22.43%      | 0.59%      | 36.33%     | -21.49%                   | -2.74%       | 5.59%      | 10.75%     |
| May-25          | What you might get back | USD 2'810                             | USD 7'760    | USD 10'060 | USD 13'630 | USD 2'260                 | USD 8'120    | USD 13'130 | USD 16'660 |
|                 | Average Return          | -71.90%                               | -22.43%      | 0.59%      | 36.33%     | -25.71%                   | -4.08%       | 5.59%      | 10.75%     |
| Jun-25          | What you might get back | USD 2'810                             | USD 7'780    | USD 10'080 | USD 13'630 | USD 1'900                 | USD 8'240    | USD 13'260 | USD 16'880 |
|                 | Average Return          | -71.89%                               | -22.23%      | 0.85%      | 36.33%     | -28.25%                   | -3.79%       | 5.80%      | 11.03%     |
| Jul-25          | What you might get back | USD 2'960                             | USD 8'190    | USD 10'620 | USD 14'350 | USD 2'000                 | USD 8'760    | USD 13'950 | USD 17'760 |
|                 | Average Return          | -70.38%                               | -18.14%      | 6.16%      | 43.50%     | -27.50%                   | -2.62%       | 6.89%      | 12.18%     |
| Aug-25          | What you might get back | USD 2'960                             | USD 8'190    | USD 10'620 | USD 14'350 | USD 2'010                 | USD 9'240    | USD 13'950 | USD 17'760 |
|                 | Average Return          | -70.39%                               | -18.14%      | 6.16%      | 43.50%     | -27.47%                   | -1.57%       | 6.89%      | 12.18%     |

Annex: Past Performance and Performance scenarios

**BlueBox Precision Medicine Fund  
Share Class C (USD) acc**

**LU2519374511**

**As of 31/07/2025**

**Past Performance:**

Please note there is not a complete calendar year of performance available for this share class.

The Fund was launched as a UCITS on 28 February 2023. This Share Class was launched on 23 October 2024.

## Performance scenarios (Additional information from the relevant KID available at our website [www.blueboxfunds.com](http://www.blueboxfunds.com))

What you will get from this product depends on future market performance. Market developments in the future are uncertain and cannot be accurately predicted. The unfavourable, moderate, and favourable scenarios shown are illustrations using the worst, average, and best performance of the product and a suitable proxy over the last 10 years. Markets could develop very differently in the future. The stress scenario shows what you might get back in extreme market circumstances.

The figures shown include all the costs of the product itself, but may not include all the costs that you pay to your advisor or distributor. The figures do not take into account your personal tax situation, which may also affect how much you get back.

| LU2519374511    |                         | If you exit after 1 year              |              |            |            | If you exit after 5 years |              |            |            |
|-----------------|-------------------------|---------------------------------------|--------------|------------|------------|---------------------------|--------------|------------|------------|
| Reference Month | Minimum                 | There is no minimum guaranteed return |              |            |            |                           |              |            |            |
|                 |                         | Stress                                | Unfavourable | Moderate   | Favourable | Stress                    | Unfavourable | Moderate   | Favourable |
| Mar-23          | What you might get back | USD 3'000                             | USD 6'530    | USD 10'960 | USD 16'440 | USD 2'000                 | USD 5'820    | USD 13'290 | USD 22'630 |
|                 | Average Return          | -70.00%                               | -34.69%      | 9.58%      | 64.42%     | -27.50%                   | -10.25%      | 5.85%      | 17.74%     |
| Apr-23          | What you might get back | USD 3'000                             | USD 6'960    | USD 10'990 | USD 15'320 | USD 2'000                 | USD 7'960    | USD 13'080 | USD 19'440 |
|                 | Average Return          | -69.97%                               | -30.38%      | 9.92%      | 53.21%     | -27.49%                   | -4.45%       | 5.52%      | 14.22%     |
| May-23          | What you might get back | USD 3'000                             | USD 6'710    | USD 10'990 | USD 15'460 | USD 2'000                 | USD 8'000    | USD 12'860 | USD 19'920 |
|                 | Average Return          | -69.97%                               | -32.87%      | 9.86%      | 54.57%     | -27.49%                   | -4.37%       | 5.16%      | 14.77%     |
| Jun-23          | What you might get back | USD 3'000                             | USD 6'790    | USD 11'150 | USD 16'060 | USD 2'000                 | USD 7'960    | USD 13'120 | USD 19'350 |
|                 | Average Return          | -69.97%                               | -32.09%      | 11.48%     | 60.55%     | -27.49%                   | -4.45%       | 5.58%      | 14.11%     |
| Jul-23          | What you might get back | USD 3'000                             | USD 6'960    | USD 10'990 | USD 15'320 | USD 2'000                 | USD 8'200    | USD 12'840 | USD 19'440 |
|                 | Average Return          | -69.97%                               | -30.38%      | 9.89%      | 53.21%     | -27.49%                   | -3.90%       | 5.13%      | 14.22%     |
| Aug-23          | What you might get back | USD 3'000                             | USD 6'470    | USD 10'890 | USD 15'580 | USD 2'000                 | USD 7'810    | USD 12'680 | USD 20'630 |
|                 | Average Return          | -69.97%                               | -35.32%      | 8.85%      | 55.75%     | -27.49%                   | -4.82%       | 4.86%      | 15.59%     |
| Sept-23         | What you might get back | USD 3'000                             | USD 6'590    | USD 10'960 | USD 15'850 | USD 2'000                 | USD 7'940    | USD 12'620 | USD 19'840 |
|                 | Average Return          | -69.97%                               | -34.11%      | 9.59%      | 58.54%     | -27.49%                   | -4.50%       | 4.77%      | 14.68%     |
| Oct-23          | What you might get back | USD 3'010                             | USD 7'070    | USD 10'900 | USD 15'170 | USD 2'000                 | USD 7'070    | USD 12'700 | USD 19'490 |
|                 | Average Return          | -69.95%                               | -29.25%      | 9.01%      | 51.71%     | -27.49%                   | -6.71%       | 4.90%      | 14.27%     |
| Nov-23          | What you might get back | USD 3'000                             | USD 6'670    | USD 10'900 | USD 16'240 | USD 2'000                 | USD 6'970    | USD 12'510 | USD 19'990 |
|                 | Average Return          | -69.95%                               | -33.25%      | 9.01%      | 62.44%     | -27.49%                   | -6.97%       | 4.59%      | 14.86%     |
| Dec-23          | What you might get back | USD 3'000                             | USD 6'960    | USD 10'960 | USD 15'250 | USD 2'000                 | USD 8'880    | USD 12'670 | USD 19'440 |
|                 | Average Return          | -69.97%                               | -30.38%      | 9.79%      | 52.47%     | -27.49%                   | -2.35%       | 4.84%      | 14.22%     |
| Jan-24          | What you might get back | USD 3'000                             | USD 6'710    | USD 10'840 | USD 15'460 | USD 2'000                 | USD 8'680    | USD 12'630 | USD 19'920 |
|                 | Average Return          | -69.97%                               | -32.87%      | 8.41%      | 54.57%     | -27.49%                   | -2.79%       | 4.79%      | 14.77%     |
| Feb-24          | What you might get back | USD 3'000                             | USD 6'620    | USD 10'830 | USD 16'240 | USD 2'000                 | USD 9'060    | USD 12'660 | USD 19'990 |
|                 | Average Return          | -69.97%                               | -33.84%      | 8.26%      | 62.44%     | -27.49%                   | -1.96%       | 4.83%      | 14.86%     |
| Mar-24          | What you might get back | USD 3'000                             | USD 7'080    | USD 10'790 | USD 15'280 | USD 2'000                 | USD 9'170    | USD 12'610 | USD 20'480 |
|                 | Average Return          | -69.97%                               | -29.18%      | 7.94%      | 52.78%     | -27.49%                   | -1.71%       | 4.74%      | 15.42%     |
| Apr-24          | What you might get back | USD 3'000                             | USD 6'740    | USD 10'800 | USD 16'060 | USD 2'000                 | USD 8'120    | USD 12'940 | USD 19'370 |
|                 | Average Return          | -69.97%                               | -32.63%      | 8.03%      | 60.59%     | -27.49%                   | -4.07%       | 5.29%      | 14.14%     |
| May-24          | What you might get back | USD 3'000                             | USD 6'670    | USD 10'900 | USD 15'380 | USD 2'000                 | USD 9'350    | USD 12'510 | USD 19'990 |
|                 | Average Return          | -69.96%                               | -33.25%      | 9.01%      | 53.83%     | -27.49%                   | -1.34%       | 4.59%      | 14.86%     |
| Jun-24          | What you might get back | USD 3'000                             | USD 6'840    | USD 10'700 | USD 16'740 | USD 2'000                 | USD 8'090    | USD 12'820 | USD 19'680 |
|                 | Average Return          | -69.96%                               | -31.61%      | 7.01%      | 67.39%     | -27.49%                   | -4.16%       | 5.09%      | 14.50%     |
| Jul-24          | What you might get back | USD 3'000                             | USD 6'710    | USD 10'820 | USD 15'180 | USD 2'000                 | USD 9'140    | USD 12'630 | USD 19'920 |
|                 | Average Return          | -69.96%                               | -32.87%      | 8.24%      | 51.79%     | -27.49%                   | -1.79%       | 4.79%      | 14.77%     |
| Aug-24          | What you might get back | USD 4'590                             | USD 8'110    | USD 10'450 | USD 12'980 | USD 3'360                 | USD 10'300   | USD 13'030 | USD 16'940 |
|                 | Average Return          | -54.08%                               | -18.91%      | 4.51%      | 29.77%     | -19.60%                   | 0.60%        | 5.43%      | 11.12%     |
| Sept-24         | What you might get back | USD 4'590                             | USD 8'110    | USD 10'450 | USD 13'170 | USD 3'350                 | USD 10'300   | USD 13'030 | USD 16'940 |
|                 | Average Return          | -54.10%                               | -18.91%      | 4.51%      | 31.74%     | -19.63%                   | 0.60%        | 5.43%      | 11.12%     |
| Oct-24          | What you might get back | USD 5'090                             | USD 8'110    | USD 10'480 | USD 14'250 | USD 3'360                 | USD 10'300   | USD 13'240 | USD 16'940 |
|                 | Average Return          | -49.08%                               | -18.91%      | 4.79%      | 42.51%     | -19.62%                   | 0.60%        | 5.78%      | 11.12%     |
| Nov-24          | What you might get back | USD 5'020                             | USD 8'110    | USD 10'510 | USD 14'250 | USD 3'350                 | USD 10'300   | USD 13'350 | USD 16'940 |
|                 | Average Return          | -49.81%                               | -18.91%      | 5.05%      | 42.51%     | -19.66%                   | 0.60%        | 5.95%      | 11.12%     |
| Dec-24          | What you might get back | USD 5'020                             | USD 8'110    | USD 10'500 | USD 14'250 | USD 3'340                 | USD 9'740    | USD 13'340 | USD 16'930 |
|                 | Average Return          | -49.76%                               | -18.92%      | 5.04%      | 42.51%     | -19.71%                   | -0.53%       | 5.94%      | 11.11%     |
| Jan-25          | What you might get back | USD 5'020                             | USD 8'110    | USD 10'510 | USD 14'250 | USD 3'330                 | USD 10'110   | USD 13'340 | USD 16'930 |
|                 | Average Return          | -49.78%                               | -18.92%      | 5.14%      | 42.51%     | -19.73%                   | 0.21%        | 5.94%      | 11.11%     |
| Feb-25          | What you might get back | USD 5'020                             | USD 8'110    | USD 10'510 | USD 14'250 | USD 3'330                 | USD 9'590    | USD 13'340 | USD 16'930 |
|                 | Average Return          | -49.79%                               | -18.92%      | 5.14%      | 42.51%     | -19.73%                   | -0.84%       | 5.94%      | 11.11%     |
| Mar-25          | What you might get back | USD 5'020                             | USD 8'110    | USD 10'510 | USD 14'250 | USD 3'390                 | USD 8'560    | USD 13'340 | USD 16'930 |
|                 | Average Return          | -49.84%                               | -18.92%      | 5.14%      | 42.51%     | -19.47%                   | -3.05%       | 5.94%      | 11.11%     |
| Apr-25          | What you might get back | USD 2'840                             | USD 7'700    | USD 9'990  | USD 13'540 | USD 2'980                 | USD 8'640    | USD 12'680 | USD 16'080 |
|                 | Average Return          | -71.58%                               | -22.97%      | -0.11%     | 35.38%     | -21.49%                   | -2.89%       | 4.86%      | 9.97%      |
| May-25          | What you might get back | USD 2'810                             | USD 7'700    | USD 9'990  | USD 13'540 | USD 2'260                 | USD 8'050    | USD 12'680 | USD 16'080 |
|                 | Average Return          | -71.90%                               | -22.97%      | -0.11%     | 35.38%     | -25.71%                   | -4.24%       | 4.86%      | 9.97%      |
| Jun-25          | What you might get back | USD 2'810                             | USD 7'720    | USD 10'010 | USD 13'540 | USD 1'900                 | USD 8'170    | USD 12'800 | USD 16'300 |
|                 | Average Return          | -71.89%                               | -22.77%      | 0.15%      | 35.38%     | -28.25%                   | -3.96%       | 5.07%      | 10.26%     |
| Jul-25          | What you might get back | USD 2'960                             | USD 8'130    | USD 10'540 | USD 14'250 | USD 2'000                 | USD 8'690    | USD 13'480 | USD 17'150 |
|                 | Average Return          | -70.38%                               | -18.71%      | 5.42%      | 42.51%     | -27.50%                   | -2.76%       | 6.15%      | 11.40%     |
| Aug-25          | What you might get back | USD 2'960                             | USD 8'130    | USD 10'540 | USD 14'250 | USD 2'010                 | USD 9'180    | USD 13'480 | USD 17'150 |
|                 | Average Return          | -70.39%                               | -18.71%      | 5.42%      | 42.51%     | -27.47%                   | -1.71%       | 6.15%      | 11.40%     |

Annex: Past Performance and Performance scenarios

**BlueBox Precision Medicine Fund  
Share Class I (USD) acc**

**LU2519373547**

**As of 28/10/2025**

**Past Performance:**

Please note there is not a complete calendar year of performance available for this share class.

The Fund was launched as a UCITS on 28 February 2023. This Share Class was launched on 25 September 2024.



**Performance scenarios (Additional information from the relevant KID available at our website [www.blueboxfunds.com](http://www.blueboxfunds.com))**

What you will get from this product depends on future market performance. Market developments in the future are uncertain and cannot be accurately predicted. The unfavourable, moderate, and favourable scenarios shown are illustrations using the worst, average, and best performance of the product and a suitable proxy over the last 10 years. Markets could develop very differently in the future. The stress scenario shows what you might get back in extreme market circumstances.

The figures shown include all the costs of the product itself, but may not include all the costs that you pay to your advisor or distributor. The figures do not take into account your personal tax situation, which may also affect how much you get back.

| LU2519373547    |                         | If you exit after 1 year              |              |            |            | If you exit after 5 years |              |            |            |
|-----------------|-------------------------|---------------------------------------|--------------|------------|------------|---------------------------|--------------|------------|------------|
| Reference Month | Minimum                 | There is no minimum guaranteed return |              |            |            |                           |              |            |            |
|                 |                         | Stress                                | Unfavourable | Moderate   | Favourable | Stress                    | Unfavourable | Moderate   | Favourable |
| Aug-24          | What you might get back | USD 4'590                             | USD 8'210    | USD 10'580 | USD 13'140 | USD 3'360                 | USD 10'960   | USD 13'860 | USD 18'030 |
|                 | Average Return          | -54.08%                               | -17.90%      | 5.81%      | 31.39%     | -19.60%                   | 1.86%        | 6.75%      | 12.51%     |
| Sept-24         | What you might get back | USD 4'360                             | USD 7'800    | USD 10'050 | USD 12'670 | USD 3'180                 | USD 10'350   | USD 13'170 | USD 17'120 |
|                 | Average Return          | -56.38%                               | -22.00%      | 0.52%      | 26.72%     | -20.45%                   | 0.69%        | 5.66%      | 11.36%     |
| Oct-24          | What you might get back | USD 5'090                             | USD 8'210    | USD 10'610 | USD 14'430 | USD 3'360                 | USD 10'790   | USD 14'090 | USD 18'030 |
|                 | Average Return          | -49.08%                               | -17.90%      | 6.09%      | 44.28%     | -19.62%                   | 1.53%        | 7.10%      | 12.51%     |
| Nov-24          | What you might get back | USD 5'020                             | USD 8'210    | USD 10'640 | USD 14'430 | USD 3'350                 | USD 10'960   | USD 14'200 | USD 18'030 |
|                 | Average Return          | -49.83%                               | -17.90%      | 6.36%      | 44.28%     | -19.66%                   | 1.86%        | 7.27%      | 12.51%     |
| Dec-24          | What you might get back | USD 5'020                             | USD 8'210    | USD 10'630 | USD 14'430 | USD 3'340                 | USD 10'150   | USD 14'200 | USD 18'020 |
|                 | Average Return          | -49.77%                               | -17.91%      | 6.35%      | 44.28%     | -19.71%                   | 0.30%        | 7.26%      | 12.50%     |
| Jan-25          | What you might get back | USD 5'020                             | USD 8'210    | USD 10'650 | USD 14'430 | USD 3'330                 | USD 10'540   | USD 14'200 | USD 18'020 |
|                 | Average Return          | -49.80%                               | -17.91%      | 6.46%      | 44.28%     | -19.73%                   | 1.06%        | 7.26%      | 12.49%     |
| Feb-25          | What you might get back | USD 5'020                             | USD 8'210    | USD 10'650 | USD 14'430 | USD 3'330                 | USD 9'710    | USD 14'200 | USD 18'020 |
|                 | Average Return          | -49.81%                               | -17.91%      | 6.46%      | 44.28%     | -19.73%                   | -0.59%       | 7.26%      | 12.49%     |
| Mar-25          | What you might get back | USD 5'010                             | USD 8'210    | USD 10'650 | USD 14'430 | USD 3'390                 | USD 8'670    | USD 14'200 | USD 18'020 |
|                 | Average Return          | -49.85%                               | -17.91%      | 6.46%      | 44.28%     | -19.47%                   | -2.81%       | 7.26%      | 12.49%     |
| Apr-25          | What you might get back | USD 2'840                             | USD 7'800    | USD 10'110 | USD 13'710 | USD 2'980                 | USD 8'750    | USD 13'490 | USD 17'110 |
|                 | Average Return          | -71.58%                               | -22.01%      | 1.13%      | 37.06%     | -21.49%                   | -2.63%       | 6.17%      | 11.35%     |
| May-25          | What you might get back | USD 2'810                             | USD 7'800    | USD 10'110 | USD 13'710 | USD 2'260                 | USD 8'170    | USD 13'490 | USD 17'110 |
|                 | Average Return          | -71.90%                               | -22.01%      | 1.13%      | 37.06%     | -25.71%                   | -3.97%       | 6.17%      | 11.35%     |
| Jun-25          | What you might get back | USD 2'810                             | USD 7'820    | USD 10'140 | USD 13'700 | USD 1'900                 | USD 8'300    | USD 13'600 | USD 17'300 |
|                 | Average Return          | -71.90%                               | -21.84%      | 1.36%      | 37.01%     | -28.26%                   | -3.66%       | 6.34%      | 11.59%     |
| Jul-25          | What you might get back | USD 2'960                             | USD 8'230    | USD 10'670 | USD 14'430 | USD 2'000                 | USD 8'800    | USD 14'340 | USD 18'250 |
|                 | Average Return          | -70.39%                               | -17.69%      | 6.73%      | 44.28%     | -27.50%                   | -2.52%       | 7.48%      | 12.79%     |
| Aug-25          | What you might get back | USD 2'960                             | USD 8'230    | USD 10'670 | USD 14'430 | USD 2'010                 | USD 9'290    | USD 14'340 | USD 18'250 |
|                 | Average Return          | -70.39%                               | -17.69%      | 6.73%      | 44.28%     | -27.48%                   | -1.47%       | 7.48%      | 12.79%     |

Annex: Past Performance and Performance scenarios

**BlueBox Precision Medicine Fund  
Share Class R (USD) acc**

**LU2519372739**

**As of 31/07/2025**

**Past Performance:**

Please note there is not a complete calendar year of performance available for this share class.

The Fund was launched as a UCITS on 28 February 2023. This Share Class was launched on 31 October 2024.

## Performance scenarios (Additional information from the relevant KID available at our website [www.blueboxfunds.com](http://www.blueboxfunds.com))

What you will get from this product depends on future market performance. Market developments in the future are uncertain and cannot be accurately predicted. The unfavourable, moderate, and favourable scenarios shown are illustrations using the worst, average, and best performance of the product and a suitable proxy over the last 10 years. Markets could develop very differently in the future. The stress scenario shows what you might get back in extreme market circumstances.

The figures shown include all the costs of the product itself, but may not include all the costs that you pay to your advisor or distributor. The figures do not take into account your personal tax situation, which may also affect how much you get back.

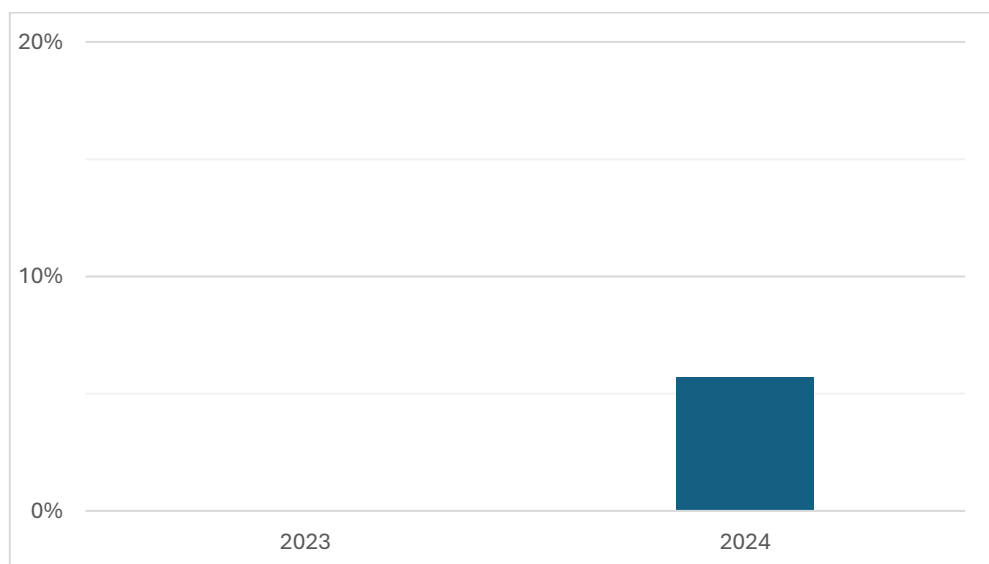
| LU2519372739    |                         | If you exit after 1 year              |              |            |            | If you exit after 5 years |              |            |            |
|-----------------|-------------------------|---------------------------------------|--------------|------------|------------|---------------------------|--------------|------------|------------|
| Reference Month | Minimum                 | There is no minimum guaranteed return |              |            |            |                           |              |            |            |
|                 |                         | Stress                                | Unfavourable | Moderate   | Favourable | Stress                    | Unfavourable | Moderate   | Favourable |
| Mar-23          | What you might get back | USD 3'000                             | USD 6'530    | USD 10'960 | USD 16'440 | USD 2'000                 | USD 5'820    | USD 13'290 | USD 22'630 |
|                 | Average Return          | -70.00%                               | -34.69%      | 9.58%      | 64.42%     | -27.50%                   | -10.25%      | 5.85%      | 17.74%     |
| Apr-23          | What you might get back | USD 3'000                             | USD 6'960    | USD 10'990 | USD 15'320 | USD 2'000                 | USD 7'960    | USD 13'080 | USD 19'440 |
|                 | Average Return          | -69.97%                               | -30.38%      | 9.92%      | 53.21%     | -27.49%                   | -4.45%       | 5.52%      | 14.22%     |
| May-23          | What you might get back | USD 3'000                             | USD 6'710    | USD 10'990 | USD 15'460 | USD 2'000                 | USD 8'000    | USD 12'860 | USD 19'920 |
|                 | Average Return          | -69.97%                               | -32.87%      | 9.86%      | 54.57%     | -27.49%                   | -4.37%       | 5.16%      | 14.77%     |
| Jun-23          | What you might get back | USD 3'000                             | USD 6'790    | USD 11'150 | USD 16'060 | USD 2'000                 | USD 7'960    | USD 13'120 | USD 19'350 |
|                 | Average Return          | -69.97%                               | -32.09%      | 11.48%     | 60.55%     | -27.49%                   | -4.45%       | 5.58%      | 14.11%     |
| Jul-23          | What you might get back | USD 3'000                             | USD 6'960    | USD 10'990 | USD 15'320 | USD 2'000                 | USD 8'200    | USD 12'840 | USD 19'440 |
|                 | Average Return          | -69.97%                               | -30.38%      | 9.89%      | 53.21%     | -27.49%                   | -3.90%       | 5.13%      | 14.22%     |
| Aug-23          | What you might get back | USD 3'000                             | USD 6'470    | USD 10'890 | USD 15'580 | USD 2'000                 | USD 7'810    | USD 12'680 | USD 20'630 |
|                 | Average Return          | -69.97%                               | -35.32%      | 8.85%      | 55.75%     | -27.49%                   | -4.82%       | 4.86%      | 15.59%     |
| Sept-23         | What you might get back | USD 3'000                             | USD 6'590    | USD 10'960 | USD 15'850 | USD 2'000                 | USD 7'940    | USD 12'620 | USD 19'840 |
|                 | Average Return          | -69.97%                               | -34.11%      | 9.59%      | 58.54%     | -27.49%                   | -4.50%       | 4.77%      | 14.68%     |
| Oct-23          | What you might get back | USD 3'010                             | USD 7'070    | USD 10'900 | USD 15'170 | USD 2'000                 | USD 7'070    | USD 12'700 | USD 19'490 |
|                 | Average Return          | -69.95%                               | -29.25%      | 9.01%      | 51.71%     | -27.49%                   | -6.71%       | 4.90%      | 14.27%     |
| Nov-23          | What you might get back | USD 3'000                             | USD 6'670    | USD 10'900 | USD 16'240 | USD 2'000                 | USD 6'970    | USD 12'510 | USD 19'990 |
|                 | Average Return          | -69.95%                               | -33.25%      | 9.01%      | 62.44%     | -27.49%                   | -6.97%       | 4.59%      | 14.86%     |
| Dec-23          | What you might get back | USD 3'000                             | USD 6'960    | USD 10'980 | USD 15'250 | USD 2'000                 | USD 8'880    | USD 12'670 | USD 19'440 |
|                 | Average Return          | -69.97%                               | -30.38%      | 9.79%      | 52.47%     | -27.49%                   | -2.35%       | 4.84%      | 14.22%     |
| Jan-24          | What you might get back | USD 3'000                             | USD 6'710    | USD 10'840 | USD 15'460 | USD 2'000                 | USD 8'680    | USD 12'630 | USD 19'920 |
|                 | Average Return          | -69.97%                               | -32.87%      | 8.41%      | 54.57%     | -27.49%                   | -2.79%       | 4.79%      | 14.77%     |
| Feb-24          | What you might get back | USD 3'000                             | USD 6'620    | USD 10'830 | USD 16'240 | USD 2'000                 | USD 9'060    | USD 12'660 | USD 19'990 |
|                 | Average Return          | -69.97%                               | -33.84%      | 8.26%      | 62.44%     | -27.49%                   | -1.96%       | 4.83%      | 14.86%     |
| Mar-24          | What you might get back | USD 3'000                             | USD 7'080    | USD 10'790 | USD 15'280 | USD 2'000                 | USD 9'170    | USD 12'610 | USD 20'480 |
|                 | Average Return          | -69.97%                               | -29.18%      | 7.94%      | 52.78%     | -27.49%                   | -1.71%       | 4.74%      | 15.42%     |
| Apr-24          | What you might get back | USD 3'000                             | USD 6'740    | USD 10'800 | USD 16'060 | USD 2'000                 | USD 8'120    | USD 12'940 | USD 19'370 |
|                 | Average Return          | -69.97%                               | -32.63%      | 8.03%      | 60.59%     | -27.49%                   | -4.07%       | 5.29%      | 14.14%     |
| May-24          | What you might get back | USD 3'000                             | USD 6'670    | USD 10'900 | USD 15'380 | USD 2'000                 | USD 9'350    | USD 12'510 | USD 19'990 |
|                 | Average Return          | -69.96%                               | -33.25%      | 9.01%      | 53.83%     | -27.49%                   | -1.34%       | 4.59%      | 14.86%     |
| Jun-24          | What you might get back | USD 3'000                             | USD 6'840    | USD 10'700 | USD 16'740 | USD 2'000                 | USD 8'090    | USD 12'820 | USD 19'680 |
|                 | Average Return          | -69.96%                               | -31.61%      | 7.01%      | 67.39%     | -27.49%                   | -4.16%       | 5.09%      | 14.50%     |
| Jul-24          | What you might get back | USD 3'000                             | USD 6'710    | USD 10'820 | USD 15'180 | USD 2'000                 | USD 9'140    | USD 12'630 | USD 19'920 |
|                 | Average Return          | -69.96%                               | -32.87%      | 8.24%      | 51.79%     | -27.49%                   | -1.79%       | 4.79%      | 14.77%     |
| Aug-24          | What you might get back | USD 4'590                             | USD 8'210    | USD 10'580 | USD 13'130 | USD 3'360                 | USD 10'940   | USD 13'830 | USD 17'990 |
|                 | Average Return          | -54.08%                               | -17.93%      | 5.77%      | 31.34%     | -19.60%                   | 1.81%        | 6.70%      | 12.46%     |
| Sept-24         | What you might get back | USD 4'590                             | USD 8'210    | USD 10'580 | USD 13'330 | USD 3'350                 | USD 10'880   | USD 13'830 | USD 17'990 |
|                 | Average Return          | -54.09%                               | -17.93%      | 5.77%      | 33.34%     | -19.63%                   | 1.71%        | 6.70%      | 12.46%     |
| Oct-24          | What you might get back | USD 5'090                             | USD 8'210    | USD 10'610 | USD 14'420 | USD 3'360                 | USD 10'770   | USD 14'060 | USD 17'990 |
|                 | Average Return          | -49.08%                               | -17.93%      | 6.05%      | 44.24%     | -19.62%                   | 1.50%        | 7.06%      | 12.46%     |
| Nov-24          | What you might get back | USD 5'020                             | USD 8'210    | USD 10'630 | USD 14'420 | USD 3'350                 | USD 10'940   | USD 14'180 | USD 17'990 |
|                 | Average Return          | -49.82%                               | -17.93%      | 6.32%      | 44.24%     | -19.66%                   | 1.81%        | 7.23%      | 12.46%     |
| Jan-25          | What you might get back | USD 5'020                             | USD 8'210    | USD 10'640 | USD 14'420 | USD 3'330                 | USD 10'530   | USD 14'170 | USD 17'980 |
|                 | Average Return          | -49.80%                               | -17.94%      | 6.41%      | 44.24%     | -19.73%                   | 1.04%        | 7.22%      | 12.45%     |
| Feb-25          | What you might get back | USD 5'020                             | USD 8'210    | USD 10'640 | USD 14'420 | USD 3'330                 | USD 9'700    | USD 14'170 | USD 17'980 |
|                 | Average Return          | -49.80%                               | -17.94%      | 6.41%      | 44.24%     | -19.73%                   | -0.60%       | 7.22%      | 12.45%     |
| Mar-25          | What you might get back | USD 5'010                             | USD 8'210    | USD 10'640 | USD 14'420 | USD 3'390                 | USD 8'670    | USD 14'170 | USD 17'980 |
|                 | Average Return          | -49.85%                               | -17.94%      | 6.41%      | 44.24%     | -19.47%                   | -2.82%       | 7.22%      | 12.45%     |
| Apr-25          | What you might get back | USD 2'840                             | USD 7'800    | USD 10'110 | USD 13'700 | USD 2'980                 | USD 8'750    | USD 13'460 | USD 17'080 |
|                 | Average Return          | -71.59%                               | -22.04%      | 1.09%      | 37.03%     | -21.49%                   | -2.63%       | 6.12%      | 11.30%     |
| May-25          | What you might get back | USD 2'810                             | USD 7'800    | USD 10'110 | USD 13'700 | USD 2'260                 | USD 8'160    | USD 13'460 | USD 17'080 |
|                 | Average Return          | -71.90%                               | -22.04%      | 1.09%      | 37.03%     | -25.71%                   | -3.97%       | 6.12%      | 11.30%     |
| Jun-25          | What you might get back | USD 2'810                             | USD 7'820    | USD 10'140 | USD 13'700 | USD 1'900                 | USD 8'300    | USD 13'600 | USD 17'300 |
|                 | Average Return          | -71.90%                               | -21.84%      | 1.36%      | 37.03%     | -28.26%                   | -3.67%       | 6.34%      | 11.59%     |
| Jul-25          | What you might get back | USD 2'960                             | USD 8'230    | USD 10'670 | USD 14'420 | USD 2'000                 | USD 8'800    | USD 14'310 | USD 18'210 |
|                 | Average Return          | -70.39%                               | -17.73%      | 6.69%      | 44.24%     | -27.50%                   | -2.53%       | 7.43%      | 12.74%     |
| Aug-25          | What you might get back | USD 2'960                             | USD 8'230    | USD 10'670 | USD 14'420 | USD 2'010                 | USD 9'280    | USD 14'310 | USD 18'210 |
|                 | Average Return          | -70.40%                               | -17.73%      | 6.69%      | 44.24%     | -27.48%                   | -1.47%       | 7.43%      | 12.74%     |

## Annex: Past Performance and Performance scenarios

### **BlueBox Precision Medicine Fund Share Class S (USD) acc LU2519375591**

**As of 31/07/2025**

#### **Past Performance:**



Past performance is not a reliable indicator of future performance. Markets could develop very differently in the future. It can help you assess how the fund has been managed in the past. This chart shows the fund's performance as the percentage loss or gain per full year since inception.

The share class was launched on: 28/02/2023.

Past performance in: USD.

**Performance scenarios (Additional information from the relevant KID available at our website [www.blueboxfunds.com](http://www.blueboxfunds.com))**

What you will get from this product depends on future market performance. Market developments in the future are uncertain and cannot be accurately predicted. The unfavourable, moderate, and favourable scenarios shown are illustrations using the worst, average, and best performance of the product and a suitable proxy over the last 10 years. Markets could develop very differently in the future. The stress scenario shows what you might get back in extreme market circumstances.

The figures shown include all the costs of the product itself, but may not include all the costs that you pay to your advisor or distributor. The figures do not take into account your personal tax situation, which may also affect how much you get back.

| LU2519375591    |                         | If you exit after 1 year              |              |            |            | If you exit after 5 years |              |            |            |
|-----------------|-------------------------|---------------------------------------|--------------|------------|------------|---------------------------|--------------|------------|------------|
| Reference Month | Minimum                 | There is no minimum guaranteed return |              |            |            |                           |              |            |            |
|                 |                         | Stress                                | Unfavourable | Moderate   | Favourable | Stress                    | Unfavourable | Moderate   | Favourable |
| Mar-23          | What you might get back | USD 3'000                             | USD 6'530    | USD 10'960 | USD 16'440 | USD 2'000                 | USD 5'820    | USD 13'290 | USD 22'630 |
|                 | Average Return          | -70.00%                               | -34.69%      | 9.58%      | 64.42%     | -27.50%                   | -10.25%      | 5.85%      | 17.74%     |
| Apr-23          | What you might get back | USD 3'000                             | USD 6'960    | USD 10'990 | USD 15'320 | USD 2'000                 | USD 7'900    | USD 13'080 | USD 19'440 |
|                 | Average Return          | -69.96%                               | -30.38%      | 9.92%      | 53.21%     | -27.49%                   | -4.60%       | 5.52%      | 14.22%     |
| May-23          | What you might get back | USD 3'000                             | USD 6'590    | USD 10'960 | USD 15'850 | USD 2'000                 | USD 7'990    | USD 13'180 | USD 20'150 |
|                 | Average Return          | -69.97%                               | -34.11%      | 9.60%      | 58.54%     | -27.49%                   | -4.39%       | 5.68%      | 15.04%     |
| Sept-23         | What you might get back | USD 3'000                             | USD 6'880    | USD 10'810 | USD 16'120 | USD 2'000                 | USD 7'870    | USD 12'840 | USD 20'760 |
|                 | Average Return          | -69.96%                               | -31.24%      | 8.14%      | 61.17%     | -27.49%                   | -4.68%       | 5.13%      | 15.73%     |
| Oct-23          | What you might get back | USD 3'010                             | USD 7'070    | USD 10'970 | USD 15'170 | USD 2'000                 | USD 6'720    | USD 12'770 | USD 19'490 |
|                 | Average Return          | -69.94%                               | -29.25%      | 9.66%      | 51.71%     | -27.49%                   | -7.63%       | 5.01%      | 14.27%     |
| Nov-23          | What you might get back | USD 3'010                             | USD 6'770    | USD 11'040 | USD 16'060 | USD 2'010                 | USD 7'330    | USD 12'810 | USD 19'370 |
|                 | Average Return          | -69.94%                               | -32.27%      | 10.39%     | 60.55%     | -27.49%                   | -6.03%       | 5.08%      | 14.14%     |
| Dec-23          | What you might get back | USD 3'000                             | USD 6'960    | USD 10'980 | USD 15'250 | USD 2'000                 | USD 8'860    | USD 12'670 | USD 19'440 |
|                 | Average Return          | -69.97%                               | -30.38%      | 9.79%      | 52.47%     | -27.49%                   | -2.40%       | 4.84%      | 14.22%     |
| Jan-24          | What you might get back | USD 3'000                             | USD 6'710    | USD 10'870 | USD 15'460 | USD 2'000                 | USD 9'020    | USD 12'630 | USD 19'920 |
|                 | Average Return          | -69.97%                               | -32.87%      | 8.69%      | 54.57%     | -27.49%                   | -2.04%       | 4.79%      | 14.77%     |
| Feb-24          | What you might get back | USD 3'000                             | USD 6'620    | USD 10'810 | USD 16'240 | USD 2'000                 | USD 9'060    | USD 12'640 | USD 19'990 |
|                 | Average Return          | -69.97%                               | -33.84%      | 8.13%      | 62.44%     | -27.49%                   | -1.96%       | 4.80%      | 14.86%     |
| Mar-24          | What you might get back | USD 3'000                             | USD 6'880    | USD 10'700 | USD 16'120 | USD 2'000                 | USD 9'550    | USD 12'710 | USD 20'760 |
|                 | Average Return          | -69.97%                               | -31.24%      | 6.98%      | 61.17%     | -27.49%                   | -0.91%       | 4.91%      | 15.73%     |
| Apr-24          | What you might get back | USD 3'000                             | USD 6'710    | USD 10'870 | USD 15'460 | USD 2'000                 | USD 8'920    | USD 12'630 | USD 19'920 |
|                 | Average Return          | -69.96%                               | -32.87%      | 8.69%      | 54.57%     | -27.49%                   | -2.25%       | 4.79%      | 14.77%     |
| May-24          | What you might get back | USD 3'000                             | USD 6'930    | USD 10'600 | USD 15'950 | USD 2'000                 | USD 8'580    | USD 12'620 | USD 20'720 |
|                 | Average Return          | -69.96%                               | -30.73%      | 6.04%      | 59.50%     | -27.49%                   | -3.03%       | 4.77%      | 15.69%     |
| Jun-24          | What you might get back | USD 3'000                             | USD 6'960    | USD 10'960 | USD 14'710 | USD 2'000                 | USD 9'190    | USD 12'760 | USD 19'440 |
|                 | Average Return          | -69.95%                               | -30.38%      | 9.58%      | 47.14%     | -27.49%                   | -1.67%       | 5.00%      | 14.22%     |
| Jul-24          | What you might get back | USD 3'000                             | USD 6'670    | USD 10'720 | USD 15'030 | USD 2'000                 | USD 9'170    | USD 12'670 | USD 20'720 |
|                 | Average Return          | -69.95%                               | -33.29%      | 7.24%      | 50.26%     | -27.49%                   | -1.73%       | 4.85%      | 15.69%     |
| Aug-24          | What you might get back | USD 4'590                             | USD 8'210    | USD 10'580 | USD 13'130 | USD 3'360                 | USD 10'940   | USD 13'830 | USD 17'990 |
|                 | Average Return          | -54.08%                               | -17.93%      | 5.77%      | 31.34%     | -19.60%                   | 1.81%        | 6.70%      | 12.46%     |
| Sept-24         | What you might get back | USD 4'590                             | USD 8'210    | USD 10'580 | USD 13'330 | USD 3'350                 | USD 10'880   | USD 13'830 | USD 17'990 |
|                 | Average Return          | -54.09%                               | -17.93%      | 5.77%      | 33.34%     | -19.63%                   | 1.71%        | 6.70%      | 12.46%     |
| Oct-24          | What you might get back | USD 5'090                             | USD 8'210    | USD 10'610 | USD 14'420 | USD 3'360                 | USD 10'780   | USD 14'060 | USD 17'990 |
|                 | Average Return          | -49.08%                               | -17.93%      | 6.05%      | 44.24%     | -19.62%                   | 1.50%        | 7.06%      | 12.46%     |
| Nov-24          | What you might get back | USD 5'020                             | USD 8'210    | USD 10'630 | USD 14'420 | USD 3'350                 | USD 10'940   | USD 14'180 | USD 17'990 |
|                 | Average Return          | -49.82%                               | -17.93%      | 6.32%      | 44.24%     | -19.66%                   | 1.81%        | 7.23%      | 12.46%     |
| Jan-25          | What you might get back | USD 5'020                             | USD 8'210    | USD 10'640 | USD 14'420 | USD 3'330                 | USD 10'530   | USD 14'170 | USD 17'980 |
|                 | Average Return          | -49.80%                               | -17.94%      | 6.41%      | 44.24%     | -19.73%                   | 1.04%        | 7.22%      | 12.45%     |
| Feb-25          | What you might get back | USD 5'020                             | USD 8'210    | USD 10'640 | USD 14'420 | USD 3'330                 | USD 9'710    | USD 14'170 | USD 17'980 |
|                 | Average Return          | -49.80%                               | -17.94%      | 6.41%      | 44.24%     | -19.73%                   | -0.59%       | 7.22%      | 12.45%     |
| Mar-25          | What you might get back | USD 5'010                             | USD 8'210    | USD 10'640 | USD 14'420 | USD 3'390                 | USD 8'670    | USD 14'170 | USD 17'980 |
|                 | Average Return          | -49.85%                               | -17.94%      | 6.41%      | 44.24%     | -19.47%                   | -2.82%       | 7.22%      | 12.45%     |
| Apr-25          | What you might get back | USD 2'840                             | USD 7'800    | USD 10'110 | USD 13'700 | USD 2'980                 | USD 8'750    | USD 13'460 | USD 17'080 |
|                 | Average Return          | -71.59%                               | -22.04%      | 1.09%      | 37.03%     | -21.49%                   | -2.63%       | 6.12%      | 11.30%     |
| May-25          | What you might get back | USD 2'810                             | USD 7'800    | USD 10'110 | USD 13'700 | USD 2'260                 | USD 8'170    | USD 13'460 | USD 17'080 |
|                 | Average Return          | -71.90%                               | -22.04%      | 1.09%      | 37.03%     | -25.71%                   | -3.97%       | 6.12%      | 11.30%     |
| Jun-25          | What you might get back | USD 2'810                             | USD 7'820    | USD 10'140 | USD 13'700 | USD 1'900                 | USD 8'300    | USD 13'600 | USD 17'300 |
|                 | Average Return          | -71.90%                               | -21.84%      | 1.36%      | 37.03%     | -28.26%                   | -3.67%       | 6.34%      | 11.59%     |
| Jul-25          | What you might get back | USD 2'960                             | USD 8'230    | USD 10'670 | USD 14'420 | USD 2'000                 | USD 8'800    | USD 14'310 | USD 18'210 |
|                 | Average Return          | -70.39%                               | -17.73%      | 6.69%      | 44.24%     | -27.50%                   | -2.53%       | 7.43%      | 12.74%     |
| Aug-25          | What you might get back | USD 2'960                             | USD 8'230    | USD 10'670 | USD 14'420 | USD 2'010                 | USD 9'290    | USD 14'310 | USD 18'210 |
|                 | Average Return          | -70.40%                               | -17.73%      | 6.69%      | 44.24%     | -27.48%                   | -1.47%       | 7.43%      | 12.74%     |