

Annex: Past Performance and Performance scenarios

BlueBox Global Technology Fund

As of 31/12/2025

List of Share Classes:

[LU1793345692 - Share Class A \(CHF\) acc](#)

[LU1793345429 - Share Class A \(EUR\) acc](#)

[LU1793345346 - Share Class A \(GBP\) acc](#)

[LU1793345262 - Share Class A \(USD\) acc](#)

[LU2092176606 - Share Class C \(CHF\) acc](#)

[LU2092176515 - Share Class C \(EUR\) acc](#)

[LU2092176358 - Share Class C \(GBP\) acc](#)

[LU2092176275 - Share Class C \(USD\) acc](#)

[LU1793346823 - Share Class I \(EUR\) acc](#)

[LU1793346666 - Share Class I \(USD\) acc](#)

[LU2249763561 - Share Class J \(USD\) acc](#)

[LU1793346237 - Share Class F2 \(USD\) acc](#)

[LU2497703533 - Share Class R \(EUR\) acc](#)

[LU2497703459 - Share Class R \(GBP\) acc](#)

[LU2497703376 - Share Class R \(USD\) acc](#)

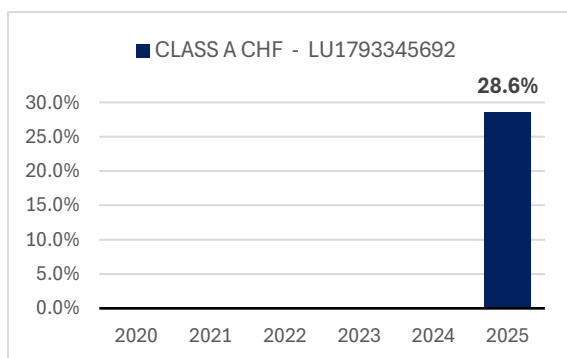
[LU1793347128 - Share Class S \(USD\) acc](#)

Annex: Past Performance and Performance scenarios

BlueBox Global Technology Fund Share Class A (CHF) acc LU1793345692

As of 31/12/2025

Past Performance:



Past performance is not a reliable indicator of future performance. Markets could develop very differently in the future. It can help you assess how the fund has been managed in the past. This chart shows the fund's performance as the percentage loss or gain per full year since inception.

The share class was launched on: 03/05/2024.
Past performance in: CHF.

Performance scenarios (Additional information from the relevant KID available at our website www.blueboxfunds.com)

What you will get from this product depends on future market performance. Market developments in the future are uncertain and cannot be accurately predicted. The unfavourable, moderate, and favourable scenarios shown are illustrations using the worst, average, and best performance of the product and a suitable proxy over the last 10 years. Markets could develop very differently in the future. The stress scenario shows what you might get back in extreme market circumstances.

The figures shown include all the costs of the product itself, but may not include all the costs that you pay to your advisor or distributor. The figures do not take into account your personal tax situation, which may also affect how much you get back.

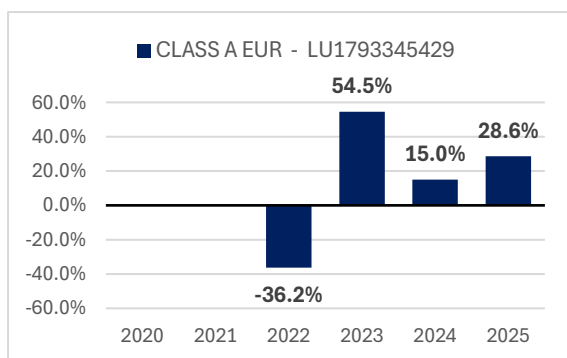
LU1793345692		If you exit after 1 year				If you exit after 5 years			
Reference Month	Minimum	There is no minimum guaranteed return							
		Stress	Unfavourable	Moderate	Favourable	Stress	Unfavourable	Moderate	Favourable
Aug-24	What you might get back	CHF 2'470	CHF 6'380	CHF 12'220	CHF 19'730	CHF 1'190	CHF 10'660	CHF 23'860	CHF 36'250
	Average Return	-75.31%	-36.23%	22.21%	97.26%	-34.65%	1.28%	19.00%	29.38%
Sept-24	What you might get back	CHF 2'470	CHF 6'060	CHF 11'630	CHF 18'740	CHF 1'130	CHF 10'160	CHF 22'900	CHF 34'440
	Average Return	-75.32%	-39.42%	16.34%	87.40%	-35.35%	0.33%	18.03%	28.06%
Oct-24	What you might get back	CHF 2'470	CHF 6'380	CHF 12'290	CHF 19'730	CHF 1'190	CHF 10'690	CHF 24'340	CHF 36'250
	Average Return	-75.32%	-36.23%	22.88%	97.26%	-34.72%	1.34%	19.47%	29.38%
Nov-24	What you might get back	CHF 2'470	CHF 6'380	CHF 12'290	CHF 19'730	CHF 1'190	CHF 11'280	CHF 24'400	CHF 36'250
	Average Return	-75.34%	-36.23%	22.88%	97.26%	-34.72%	2.44%	19.53%	29.38%
Dec-24	What you might get back	CHF 2'460	CHF 6'380	CHF 12'300	CHF 19'730	CHF 1'640	CHF 11'350	CHF 24'400	CHF 36'310
	Average Return	-75.36%	-36.23%	22.97%	97.26%	-30.31%	2.57%	19.53%	29.42%
Jan-25	What you might get back	CHF 2'460	CHF 6'380	CHF 12'290	CHF 19'730	CHF 1'700	CHF 11'560	CHF 24'480	CHF 36'290
	Average Return	-75.38%	-36.23%	22.93%	97.26%	-29.86%	2.95%	19.60%	29.40%
Feb-25	What you might get back	CHF 2'460	CHF 6'380	CHF 12'290	CHF 19'730	CHF 1'760	CHF 10'130	CHF 24'700	CHF 36'620
	Average Return	-75.38%	-36.23%	22.93%	97.26%	-29.34%	0.26%	19.82%	29.64%
Mar-25	What you might get back	CHF 2'480	CHF 6'380	CHF 12'290	CHF 19'730	CHF 1'830	CHF 9'090	CHF 24'700	CHF 36'620
	Average Return	-75.23%	-36.23%	22.93%	97.26%	-28.83%	-1.88%	19.82%	29.64%
Apr-25	What you might get back	CHF 2'120	CHF 6'060	CHF 11'680	CHF 18'740	CHF 1'710	CHF 8'390	CHF 23'470	CHF 34'790
	Average Return	-78.81%	-39.42%	16.79%	87.40%	-29.78%	-3.45%	18.60%	28.32%
May-25	What you might get back	CHF 2'110	CHF 6'060	CHF 11'680	CHF 18'740	CHF 1'650	CHF 9'170	CHF 23'470	CHF 34'790
	Average Return	-78.89%	-39.42%	16.79%	87.40%	-30.22%	-1.71%	18.60%	28.32%
Jun-25	What you might get back	CHF 2'110	CHF 6'060	CHF 11'680	CHF 18'740	CHF 1'600	CHF 9'290	CHF 23'470	CHF 34'790
	Average Return	-78.88%	-39.42%	16.79%	87.40%	-30.67%	-1.47%	18.60%	28.32%
Jul-25	What you might get back	CHF 2'220	CHF 6'380	CHF 12'290	CHF 19'730	CHF 1'680	CHF 10'220	CHF 24'700	CHF 36'620
	Average Return	-77.77%	-36.23%	22.93%	97.26%	-30.04%	0.44%	19.82%	29.64%
Aug-25	What you might get back	CHF 2'220	CHF 6'380	CHF 12'290	CHF 19'730	CHF 1'680	CHF 9'980	CHF 24'700	CHF 36'620
	Average Return	-77.76%	-36.23%	22.93%	97.26%	-30.04%	-0.04%	19.82%	29.64%
Sept-25	What you might get back	CHF 2'110	USD 6'060	USD 11'680	USD 18'740	USD 1'590	USD 10'100	USD 23'400	USD 34'790
	Average Return	-78.87%	-39.42%	16.79%	87.40%	-30.75%	0.19%	18.53%	28.32%
Oct-25	What you might get back	CHF 2'110	USD 6'060	USD 11'690	USD 18'740	USD 1'590	USD 10'880	USD 23'390	USD 34'790
	Average Return	-78.88%	-39.42%	16.92%	87.40%	-30.75%	1.70%	18.52%	28.32%
Nov-25	What you might get back	CHF 2'220	USD 6'380	USD 12'310	USD 19'730	USD 1'680	USD 10'800	USD 24'620	USD 36'620
	Average Return	-77.77%	-36.23%	23.07%	97.26%	-30.04%	1.54%	19.75%	29.64%
Dec-25	What you might get back	CHF 2'220	USD 6'380	USD 12'310	USD 19'590	USD 1'680	USD 10'850	USD 24'140	USD 36'330
	Average Return	-77.76%	-36.20%	23.07%	95.91%	-30.04%	1.65%	19.28%	29.43%

Annex: Past Performance and Performance scenarios

BlueBox Global Technology Fund **Share Class A (EUR) acc** **LU1793345429**

As of 31/12/2025

Past Performance:



Past performance is not a reliable indicator of future performance. Markets could develop very differently in the future. It can help you assess how the fund has been managed in the past. This chart shows the fund's performance as the percentage loss or gain per full year since inception.

The share class was launched on: 20/07/2021.

Past performance in: EUR.

Performance scenarios (Additional information from the relevant KID available at our website www.blueboxfunds.com)

What you will get from this product depends on future market performance. Market developments in the future are uncertain and cannot be accurately predicted. The unfavourable, moderate, and favourable scenarios shown are illustrations using the worst, average, and best performance of the product and a suitable proxy over the last 10 years. Markets could develop very differently in the future. The stress scenario shows what you might get back in extreme market circumstances.

The figures shown include all the costs of the product itself, but may not include all the costs that you pay to your advisor or distributor. The figures do not take into account your personal tax situation, which may also affect how much you get back.

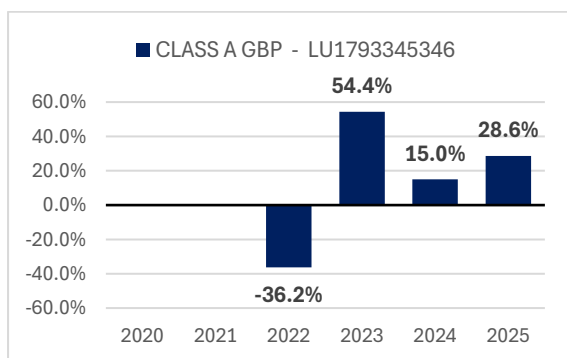
LU1793345429		If you exit after 1 year				If you exit after 5 years			
Reference Month	Minimum	There is no minimum guaranteed return							
		Stress	Unfavourable	Moderate	Favourable	Stress	Unfavourable	Moderate	Favourable
Mar-23	What you might get back	EUR 2'780	EUR 6'670	EUR 11'960	EUR 21'140	EUR 1'960	EUR 6'640	EUR 23'660	EUR 43'300
	Average Return	-72.25%	-33.26%	19.61%	111.41%	-27.80%	-7.85%	18.79%	34.06%
Apr-23	What you might get back	EUR 2'790	EUR 6'740	EUR 11'870	EUR 19'140	EUR 1'960	EUR 7'860	EUR 24'240	EUR 43'750
	Average Return	-72.10%	-32.57%	18.67%	91.43%	-27.80%	-4.70%	19.38%	34.34%
May-23	What you might get back	EUR 2'790	EUR 6'850	EUR 12'060	EUR 19'470	EUR 1'960	EUR 7'990	EUR 24'310	EUR 44'230
	Average Return	-72.07%	-31.47%	20.57%	94.73%	-27.80%	-4.39%	19.45%	34.63%
Jun-23	What you might get back	EUR 2'800	EUR 6'850	EUR 12'110	EUR 19'530	EUR 1'960	EUR 8'730	EUR 24'330	EUR 43'230
	Average Return	-72.05%	-31.47%	21.12%	95.31%	-27.80%	-2.67%	19.46%	34.02%
Jul-23	What you might get back	EUR 2'800	EUR 6'740	EUR 11'790	EUR 19'140	EUR 1'960	EUR 8'870	EUR 24'920	EUR 43'750
	Average Return	-72.01%	-32.57%	17.93%	91.43%	-27.79%	-2.37%	20.04%	34.34%
Aug-23	What you might get back	EUR 2'800	EUR 6'620	EUR 11'790	EUR 20'020	EUR 1'960	EUR 8'550	EUR 25'070	EUR 43'960
	Average Return	-72.00%	-33.83%	17.87%	100.17%	-27.79%	-3.09%	20.18%	34.46%
Sept-23	What you might get back	EUR 2'800	EUR 6'850	EUR 11'930	EUR 19'470	EUR 1'960	EUR 8'730	EUR 23'790	EUR 43'410
	Average Return	-72.05%	-31.47%	19.34%	94.73%	-27.80%	-2.68%	18.93%	34.13%
Oct-23	What you might get back	EUR 2'800	EUR 6'940	EUR 11'930	EUR 21'450	EUR 1'960	EUR 8'610	EUR 24'020	EUR 43'320
	Average Return	-72.05%	-30.61%	19.31%	114.49%	-27.80%	-2.94%	19.15%	34.07%
Nov-23	What you might get back	EUR 2'800	EUR 7'220	EUR 11'850	EUR 20'700	EUR 1'960	EUR 9'260	EUR 24'440	EUR 44'380
	Average Return	-72.05%	-27.77%	18.46%	106.95%	-27.80%	-1.53%	19.57%	34.72%
Dec-23	What you might get back	EUR 2'790	EUR 6'790	EUR 11'810	EUR 19'730	EUR 1'960	EUR 10'140	EUR 25'280	EUR 42'620
	Average Return	-72.06%	-32.06%	18.06%	97.26%	-27.80%	0.28%	20.38%	33.63%
Jan-24	What you might get back	EUR 2'790	EUR 6'570	EUR 11'810	EUR 20'020	EUR 1'960	EUR 10'260	EUR 25'540	EUR 43'960
	Average Return	-72.08%	-34.31%	18.06%	100.17%	-27.80%	0.52%	20.63%	34.46%
Feb-24	What you might get back	EUR 2'790	EUR 6'850	EUR 12'080	EUR 19'530	EUR 1'960	EUR 11'390	EUR 25'510	EUR 44'040
	Average Return	-72.08%	-31.47%	20.82%	95.31%	-27.80%	2.64%	20.60%	34.52%
Mar-24	What you might get back	EUR 2'790	EUR 6'790	EUR 12'090	EUR 21'400	EUR 1'960	EUR 11'570	EUR 25'580	EUR 42'870
	Average Return	-72.05%	-32.07%	20.91%	113.99%	-27.80%	2.95%	20.67%	33.79%
Apr-24	What you might get back	EUR 2'800	EUR 6'570	EUR 12'200	EUR 20'020	EUR 1'960	EUR 10'960	EUR 27'050	EUR 43'140
	Average Return	-72.04%	-34.31%	22.03%	100.17%	-27.79%	1.85%	22.02%	33.96%
May-24	What you might get back	EUR 2'800	EUR 6'850	EUR 12'200	EUR 19'230	EUR 1'960	EUR 11'800	EUR 25'640	EUR 42'260
	Average Return	-72.05%	-31.47%	21.97%	92.31%	-27.80%	3.36%	20.72%	33.41%
Jun-24	What you might get back	EUR 2'800	EUR 6'740	EUR 12'290	EUR 19'140	EUR 1'960	EUR 12'460	EUR 27'700	EUR 42'940
	Average Return	-72.03%	-32.57%	22.87%	91.43%	-27.80%	4.50%	22.60%	33.84%
Jul-24	What you might get back	EUR 2'800	EUR 6'570	EUR 12'370	EUR 20'020	EUR 1'960	EUR 11'470	EUR 27'470	EUR 43'140
	Average Return	-72.04%	-34.31%	23.74%	100.17%	-27.80%	2.78%	22.40%	33.96%
Aug-24	What you might get back	EUR 2'870	EUR 6'790	EUR 12'070	EUR 19'590	EUR 1'190	EUR 11'670	EUR 24'750	EUR 37'420
	Average Return	-71.32%	-32.06%	20.73%	95.91%	-34.65%	3.14%	19.87%	30.20%
Sept-24	What you might get back	EUR 2'870	EUR 6'790	EUR 12'220	EUR 19'590	EUR 1'690	EUR 11'690	EUR 25'000	EUR 37'420
	Average Return	-71.33%	-32.06%	22.19%	95.91%	-34.71%	3.17%	20.11%	30.20%
Oct-24	What you might get back	EUR 2'870	EUR 6'790	EUR 12'250	EUR 19'590	EUR 1'180	EUR 11'710	EUR 26'550	EUR 37'420
	Average Return	-71.33%	-32.06%	22.46%	95.91%	-34.77%	3.21%	21.56%	30.20%
Nov-24	What you might get back	EUR 2'870	EUR 6'790	EUR 12'290	EUR 19'590	EUR 1'180	EUR 12'470	EUR 26'860	EUR 37'420
	Average Return	-71.34%	-32.06%	22.88%	95.91%	-34.77%	4.51%	21.85%	30.20%
Dec-24	What you might get back	EUR 2'860	EUR 6'790	EUR 12'300	EUR 19'590	EUR 1'760	EUR 12'270	EUR 26'910	EUR 37'460
	Average Return	-71.36%	-32.06%	22.97%	95.91%	-29.38%	4.17%	21.89%	30.23%
Jan-25	What you might get back	EUR 2'860	EUR 6'790	EUR 12'290	EUR 19'590	EUR 1'850	EUR 12'040	EUR 26'950	EUR 37'440
	Average Return	-71.39%	-32.06%	22.93%	95.91%	-28.67%	3.77%	21.93%	30.22%
Feb-25	What you might get back	EUR 2'860	EUR 6'790	EUR 12'290	EUR 19'590	EUR 1'920	EUR 10'570	EUR 27'000	EUR 37'440
	Average Return	-71.38%	-32.06%	22.93%	95.91%	-28.13%	1.11%	21.98%	30.22%
Mar-25	What you might get back	EUR 2'880	EUR 6'790	EUR 12'290	EUR 19'590	EUR 2'000	EUR 9'300	EUR 27'230	EUR 37'440
	Average Return	-71.20%	-32.06%	22.93%	95.91%	-27.49%	-1.45%	22.18%	30.22%
Apr-25	What you might get back	EUR 2'170	EUR 6'450	EUR 11'680	EUR 18'610	EUR 1'830	EUR 8'770	EUR 25'860	EUR 35'570
	Average Return	-78.35%	-35.45%	16.79%	86.12%	-28.77%	-2.58%	20.93%	28.89%
May-25	What you might get back	EUR 2'170	EUR 6'450	EUR 11'680	EUR 18'610	EUR 1'770	EUR 9'610	EUR 25'860	EUR 35'570
	Average Return	-78.33%	-35.45%	16.79%	86.12%	-29.27%	-0.79%	20.93%	28.89%
Jun-25	What you might get back	EUR 2'170	EUR 6'450	EUR 11'680	EUR 18'610	EUR 1'700	EUR 9'570	EUR 25'860	EUR 35'570
	Average Return	-78.32%	-35.45%	16.79%	86.12%	-29.83%	-0.88%	20.93%	28.89%
Jul-25	What you might get back	EUR 2'280	EUR 6'790	EUR 12'290	EUR 19'590	EUR 1'790	EUR 10'590	EUR 27'230	EUR 37'440
	Average Return	-77.18%	-32.06%	22.93%	95.91%	-29.13%	1.15%	22.18%	30.22%
Aug-25	What you might get back	EUR 2'280	EUR 6'790	EUR 12'290	EUR 19'590	EUR 1'790	EUR 10'280	EUR 27'230	EUR 37'440
	Average Return	-77.17%	-32.06%	22.93%	95.91%	-29.13%	0.54%	22.18%	30.22%
Sept-25	What you might get back	EUR 2'170	EUR 6'450	EUR 11'680	EUR 18'610	EUR 1'700	EUR 10'400	EUR 25'860	EUR 35'570
	Average Return	-78.30%	-35.45%	16.79%	86.12%	-29.85%	0.79%	20.93%	28.89%
Oct-25	What you might get back	EUR 2'170	EUR 6'450	EUR 11'690	EUR 18'610	EUR 1'700	EUR 11'310	EUR 25'860	EUR 35'570
	Average Return	-78.31%	-35.45%	16.92%	86.12%	-29.85%	2.49%	20.93%	28.89%
Nov-25	What you might get back	EUR 2'280	EUR 6'790	EUR 12'310	EUR 19'590	EUR 1'790	EUR 11'160	EUR 27'230	EUR 37'440
	Average Return	-77.17%	-32.06%	23.07%	95.91%	-29.13%	2.21%	22.18%	30.22%
Dec-25	What you might get back	EUR 2'280	EUR 6'790	EUR 12'310	EUR 19'590	EUR 1'790	EUR 11'230	EUR 26'910	EUR 37'440
	Average Return	-77.17%	-32.06%	23.07%	95.91%	-29.13%	2.35%	21.89%	30.22%

Annex: Past Performance and Performance scenarios

BlueBox Global Technology Fund Share Class A (GBP) acc LU1793345346

As of 31/12/2025

Past Performance:



Past performance is not a reliable indicator of future performance. Markets could develop very differently in the future. It can help you assess how the fund has been managed in the past. This chart shows the fund's performance as the percentage loss or gain per full year since inception.

The share class was launched on: 18/06/2021.

Past performance in: GBP.

Performance scenarios (Additional information from the relevant KID available at our website www.blueboxfunds.com)

What you will get from this product depends on future market performance. Market developments in the future are uncertain and cannot be accurately predicted. The unfavourable, moderate, and favourable scenarios shown are illustrations using the worst, average, and best performance of the product and a suitable proxy over the last 10 years. Markets could develop very differently in the future. The stress scenario shows what you might get back in extreme market circumstances.

The figures shown include all the costs of the product itself, but may not include all the costs that you pay to your advisor or distributor. The figures do not take into account your personal tax situation, which may also affect how much you get back.

LUI793345429		If you exit after 1 year				If you exit after 5 years			
Reference Month	Minimum	There is no minimum guaranteed return							
		Stress	Unfavourable	Moderate	Favourable	Stress	Unfavourable	Moderate	Favourable
Mar-23	What you might get back	EUR 2'780	EUR 6'670	EUR 11'960	EUR 21'140	EUR 1'960	EUR 6'640	EUR 23'660	EUR 43'300
	Average Return	-72.25%	-33.26%	19.61%	111.41%	-27.80%	-7.85%	18.79%	34.06%
Apr-23	What you might get back	EUR 2'790	EUR 6'740	EUR 11'870	EUR 19'140	EUR 1'960	EUR 7'860	EUR 24'240	EUR 43'750
	Average Return	-72.10%	-32.57%	18.67%	91.43%	-27.80%	-4.70%	19.38%	34.34%
May-23	What you might get back	EUR 2'790	EUR 6'850	EUR 12'060	EUR 19'470	EUR 1'960	EUR 7'990	EUR 24'310	EUR 44'230
	Average Return	-72.07%	-31.47%	20.57%	94.73%	-27.80%	-4.39%	19.45%	34.63%
Jun-23	What you might get back	EUR 2'800	EUR 6'850	EUR 12'110	EUR 19'530	EUR 1'960	EUR 8'730	EUR 24'330	EUR 43'140
	Average Return	-72.05%	-31.47%	21.12%	95.31%	-27.80%	-2.67%	19.46%	34.02%
Jul-23	What you might get back	EUR 2'800	EUR 6'740	EUR 11'790	EUR 19'140	EUR 1'960	EUR 8'870	EUR 24'520	EUR 43'750
	Average Return	-72.01%	-32.57%	17.93%	91.43%	-27.79%	-2.37%	20.04%	34.34%
Aug-23	What you might get back	EUR 2'800	EUR 6'620	EUR 11'790	EUR 20'020	EUR 1'960	EUR 8'550	EUR 25'070	EUR 43'960
	Average Return	-72.00%	-33.83%	17.87%	100.17%	-27.79%	-3.09%	20.18%	34.46%
Sept-23	What you might get back	EUR 2'800	EUR 6'850	EUR 11'930	EUR 19'470	EUR 1'960	EUR 8'730	EUR 23'790	EUR 43'410
	Average Return	-72.05%	-31.47%	19.34%	94.73%	-27.80%	-2.68%	18.93%	34.13%
Oct-23	What you might get back	EUR 2'800	EUR 6'940	EUR 11'930	EUR 21'450	EUR 1'960	EUR 8'610	EUR 24'020	EUR 43'320
	Average Return	-72.05%	-30.61%	19.31%	114.49%	-27.80%	-2.94%	19.15%	34.07%
Nov-23	What you might get back	EUR 2'800	EUR 7'220	EUR 11'850	EUR 20'700	EUR 1'960	EUR 9'260	EUR 24'440	EUR 44'380
	Average Return	-72.05%	-27.77%	18.46%	106.95%	-27.80%	-1.53%	19.57%	34.72%
Dec-23	What you might get back	EUR 2'790	EUR 6'790	EUR 11'810	EUR 19'730	EUR 1'960	EUR 10'140	EUR 25'280	EUR 42'620
	Average Return	-72.06%	-32.06%	18.06%	97.26%	-27.80%	0.28%	20.38%	33.63%
Jan-24	What you might get back	EUR 2'790	EUR 6'570	EUR 11'810	EUR 20'020	EUR 1'960	EUR 10'260	EUR 25'540	EUR 43'960
	Average Return	-72.08%	-34.31%	18.06%	100.17%	-27.80%	0.52%	20.63%	34.46%
Feb-24	What you might get back	EUR 2'790	EUR 6'850	EUR 12'080	EUR 19'530	EUR 1'960	EUR 11'390	EUR 25'510	EUR 44'040
	Average Return	-72.08%	-31.47%	20.82%	95.31%	-27.80%	2.64%	20.60%	34.52%
Mar-24	What you might get back	EUR 2'790	EUR 6'790	EUR 12'090	EUR 21'400	EUR 1'960	EUR 11'570	EUR 25'580	EUR 42'870
	Average Return	-72.05%	-32.07%	20.91%	113.99%	-27.80%	2.95%	20.67%	33.79%
Apr-24	What you might get back	EUR 2'800	EUR 6'570	EUR 12'200	EUR 20'020	EUR 1'960	EUR 10'960	EUR 27'050	EUR 43'140
	Average Return	-72.04%	-34.31%	22.03%	100.17%	-27.79%	1.85%	22.02%	33.96%
May-24	What you might get back	EUR 2'800	EUR 6'850	EUR 12'200	EUR 19'230	EUR 1'960	EUR 11'800	EUR 25'640	EUR 42'260
	Average Return	-72.05%	-31.47%	21.97%	93.31%	-27.80%	3.36%	20.72%	33.41%
Jun-24	What you might get back	EUR 2'800	EUR 6'740	EUR 12'290	EUR 19'140	EUR 1'960	EUR 12'460	EUR 27'700	EUR 42'940
	Average Return	-72.03%	-32.57%	22.87%	91.43%	-27.80%	4.50%	22.60%	33.84%
Jul-24	What you might get back	EUR 2'800	EUR 6'570	EUR 12'370	EUR 20'020	EUR 1'960	EUR 11'470	EUR 27'470	EUR 43'140
	Average Return	-72.04%	-34.31%	23.74%	100.17%	-27.80%	2.78%	22.40%	33.96%
Aug-24	What you might get back	EUR 2'870	EUR 6'790	EUR 12'070	EUR 19'590	EUR 1'190	EUR 11'670	EUR 24'750	EUR 37'420
	Average Return	-71.32%	-32.06%	20.73%	95.91%	-34.65%	3.14%	19.87%	30.20%
Sept-24	What you might get back	EUR 2'870	EUR 6'790	EUR 12'220	EUR 19'590	EUR 1'190	EUR 11'690	EUR 25'000	EUR 37'420
	Average Return	-71.33%	-32.06%	22.19%	95.91%	-34.71%	3.17%	20.11%	30.20%
Oct-24	What you might get back	EUR 2'870	EUR 6'790	EUR 12'250	EUR 19'590	EUR 1'180	EUR 11'710	EUR 26'550	EUR 37'420
	Average Return	-71.33%	-32.06%	22.46%	95.91%	-34.77%	3.21%	21.56%	30.20%
Nov-24	What you might get back	EUR 2'870	EUR 6'790	EUR 12'290	EUR 19'590	EUR 1'180	EUR 12'470	EUR 26'860	EUR 37'420
	Average Return	-71.34%	-32.06%	22.88%	95.91%	-34.77%	4.51%	21.85%	30.20%
Dec-24	What you might get back	EUR 2'860	EUR 6'790	EUR 12'300	EUR 19'590	EUR 1'760	EUR 12'270	EUR 26'910	EUR 37'460
	Average Return	-71.36%	-32.06%	22.97%	95.91%	-29.38%	4.17%	21.89%	30.23%
Jan-25	What you might get back	EUR 2'860	EUR 6'790	EUR 12'290	EUR 19'590	EUR 1'850	EUR 12'040	EUR 26'950	EUR 37'440
	Average Return	-71.39%	-32.06%	22.93%	95.91%	-28.67%	3.77%	21.93%	30.22%
Feb-25	What you might get back	EUR 2'860	EUR 6'790	EUR 12'290	EUR 19'590	EUR 1'920	EUR 10'570	EUR 27'000	EUR 37'440
	Average Return	-71.38%	-32.06%	22.93%	95.91%	-28.13%	1.11%	21.98%	30.22%
Mar-25	What you might get back	EUR 2'880	EUR 6'790	EUR 12'290	EUR 19'590	EUR 2'000	EUR 9'300	EUR 27'230	EUR 37'440
	Average Return	-71.20%	-32.06%	22.93%	95.91%	-27.49%	-1.45%	22.18%	30.22%
Apr-25	What you might get back	EUR 2'170	EUR 6'450	EUR 11'680	EUR 18'610	EUR 1'830	EUR 8'770	EUR 25'860	EUR 35'570
	Average Return	-78.35%	-35.45%	16.79%	86.12%	-28.77%	-2.58%	20.93%	28.89%
May-25	What you might get back	EUR 2'170	EUR 6'450	EUR 11'680	EUR 18'610	EUR 1'770	EUR 9'610	EUR 25'860	EUR 35'570
	Average Return	-78.33%	-35.45%	16.79%	86.12%	-29.27%	-0.79%	20.93%	28.89%
Jun-25	What you might get back	EUR 2'170	EUR 6'450	EUR 11'680	EUR 18'610	EUR 1'700	EUR 9'570	EUR 25'860	EUR 35'570
	Average Return	-78.32%	-35.45%	16.79%	86.12%	-29.83%	-0.88%	20.93%	28.89%
Jul-25	What you might get back	EUR 2'280	EUR 6'790	EUR 12'290	EUR 19'590	EUR 1'790	EUR 10'590	EUR 27'230	EUR 37'440
	Average Return	-77.18%	-32.06%	22.93%	95.91%	-29.13%	1.15%	22.18%	30.22%
Aug-25	What you might get back	EUR 2'280	EUR 6'790	EUR 12'290	EUR 19'590	EUR 1'790	EUR 10'280	EUR 27'230	EUR 37'440
	Average Return	-77.17%	-32.06%	22.93%	95.91%	-29.13%	0.54%	22.18%	30.22%
Sept-25	What you might get back	EUR 2'170	EUR 6'450	EUR 11'680	EUR 18'610	EUR 1'700	EUR 10'400	EUR 25'860	EUR 35'570
	Average Return	-78.30%	-35.45%	16.79%	86.12%	-29.85%	0.79%	20.93%	28.89%
Oct-25	What you might get back	EUR 2'170	EUR 6'450	EUR 11'690	EUR 18'610	EUR 1'700	EUR 11'310	EUR 25'860	EUR 35'570
	Average Return	-78.31%	-35.45%	16.92%	86.12%	-29.85%	2.49%	20.93%	28.89%
Nov-25	What you might get back	EUR 2'280	EUR 6'790	EUR 12'310	EUR 19'590	EUR 1'790	EUR 11'160	EUR 27'230	EUR 37'440
	Average Return	-77.17%	-32.06%	23.07%	95.91%	-29.13%	2.21%	22.18%	30.22%
Dec-25	What you might get back	EUR 2'280	EUR 6'790	EUR 12'310	EUR 19'590	EUR 1'790	EUR 11'230	EUR 26'910	EUR 37'440
	Average Return	-77.17%	-32.06%	23.07%	95.91%	-29.13%	2.35%	21.89%	30.22%

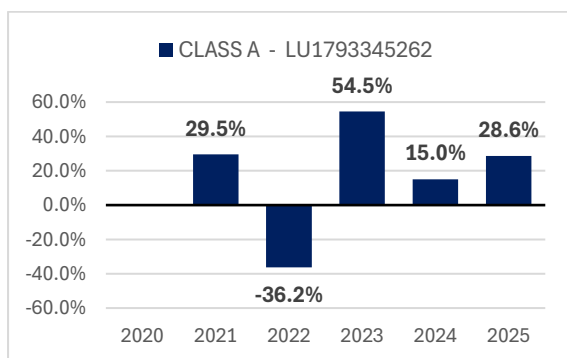
Annex: Past Performance and Performance scenarios

BlueBox Global Technology Fund Share Class A (USD) acc

LU1793345262

As of 31/12/2025

Past Performance:



Past performance is not a reliable indicator of future performance. Markets could develop very differently in the future. It can help you assess how the fund has been managed in the past. This chart shows the fund's performance as the percentage loss or gain per full year since inception.

The share class was launched on: 10/02/2020

Past performance in: USD.

Performance scenarios (Additional information from the relevant KID available at our website www.blueboxfunds.com)

What you will get from this product depends on future market performance. Market developments in the future are uncertain and cannot be accurately predicted. The unfavourable, moderate, and favourable scenarios shown are illustrations using the worst, average, and best performance of the product and a suitable proxy over the last 10 years. Markets could develop very differently in the future. The stress scenario shows what you might get back in extreme market circumstances.

The figures shown include all the costs of the product itself, but may not include all the costs that you pay to your advisor or distributor. The figures do not take into account your personal tax situation, which may also affect how much you get back.

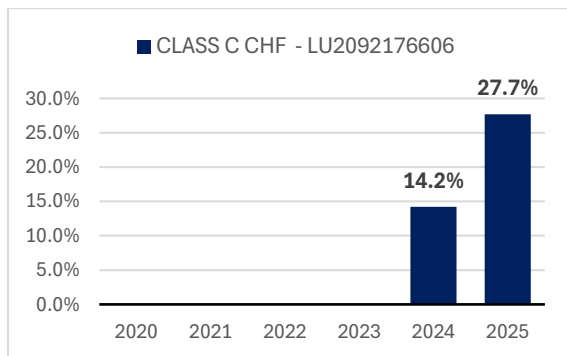
LU1793345262		If you exit after 1 year				If you exit after 5 years			
Reference Month	Minimum	There is no minimum guaranteed return							
		Stress	Unfavourable	Moderate	Favourable	Stress	Unfavourable	Moderate	Favourable
Mar-23	What you might get back Average Return	USD 2'780 -72.19%	USD 5'740 -42.62%	USD 11'840 18.41%	USD 21'140 111.41%	USD 1'820 -28.87%	USD 6'020 -9.66%	USD 22'210 17.31%	USD 39'690 31.75%
Apr-23	What you might get back Average Return	USD 2'800 -72.03%	USD 6'350 -36.49%	USD 11'770 17.71%	USD 19'140 91.43%	USD 1'820 -28.87%	USD 7'620 -5.29%	USD 22'310 17.41%	USD 38'630 31.03%
May-23	What you might get back Average Return	USD 2'810 -71.95%	USD 6'170 -38.25%	USD 11'750 17.47%	USD 20'020 100.17%	USD 1'820 -28.86%	USD 8'340 -3.56%	USD 21'940 17.02%	USD 39'650 31.72%
Jun-23	What you might get back Average Return	USD 2'810 -71.95%	USD 6'020 -39.75%	USD 11'950 19.50%	USD 21'400 113.99%	USD 1'820 -28.86%	USD 8'470 -3.26%	USD 21'990 17.07%	USD 38'990 31.28%
Jul-23	What you might get back Average Return	USD 2'800 -71.95%	USD 6'150 -38.52%	USD 11'910 19.10%	USD 21'010 110.10%	USD 1'820 -28.86%	USD 8'650 -2.86%	USD 21'790 16.86%	USD 38'550 30.98%
Aug-23	What you might get back Average Return	USD 2'800 -71.97%	USD 6'230 -37.74%	USD 11'720 17.22%	USD 20'020 100.17%	USD 1'820 -28.86%	USD 8'230 -3.83%	USD 21'320 16.35%	USD 39'770 31.80%
Sept-23	What you might get back Average Return	USD 2'810 -71.95%	USD 6'390 -36.11%	USD 11'840 18.37%	USD 19'470 94.73%	USD 1'820 -28.86%	USD 8'310 -3.63%	USD 20'940 15.93%	USD 38'870 31.20%
Oct-23	What you might get back Average e Return	USD 2'800 -71.95%	USD 6'360 -36.44%	USD 11'760 17.56%	USD 19'840 98.43%	USD 1'820 -28.86%	USD 7'840 -4.75%	USD 21'170 16.18%	USD 39'230 31.44%
Nov-23	What you might get back Average Return	USD 2'800 -71.96%	USD 6'000 -39.98%	USD 11'770 17.72%	USD 21'400 113.99%	USD 1'820 -28.86%	USD 8'530 -3.12%	USD 21'750 16.81%	USD 39'140 31.38%
Dec-23	What you might get back Average Return	USD 2'800 -71.96%	USD 6'000 -39.97%	USD 11'730 17.27%	USD 21'400 113.99%	USD 1'820 -28.86%	USD 9'260 -1.52%	USD 21'800 16.87%	USD 38'550 30.98%
Jan-24	What you might get back Average Return	USD 2'800 -72.00%	USD 6'170 -38.25%	USD 11'780 17.80%	USD 20'020 100.17%	USD 1'820 -28.86%	USD 9'860 -0.28%	USD 21'920 16.99%	USD 39'650 31.72%
Feb-24	What you might get back Average Return	USD 2'800 -72.00%	USD 6'390 -36.11%	USD 12'030 20.27%	USD 19'530 95.31%	USD 1'820 -28.86%	USD 10'940 1.81%	USD 21'680 16.74%	USD 38'860 31.19%
Mar-24	What you might get back Average Return	USD 2'800 -71.97%	USD 6'000 -39.97%	USD 11'960 19.60%	USD 21'400 113.99%	USD 1'820 -28.86%	USD 11'080 2.06%	USD 22'390 17.49%	USD 38'550 30.98%
Apr-24	What you might get back Average Return	USD 2'800 -71.96%	USD 6'170 -38.25%	USD 12'200 22.03%	USD 20'020 100.17%	USD 1'820 -28.86%	USD 10'340 0.67%	USD 22'740 17.86%	USD 39'650 31.72%
May-24	What you might get back Average Return	USD 2'800 -71.97%	USD 6'300 -36.97%	USD 12'230 22.28%	USD 19'230 92.31%	USD 1'820 -28.86%	USD 11'340 2.55%	USD 22'680 17.79%	USD 38'860 31.19%
Jun-24	What you might get back Average Return	USD 2'810 -71.95%	USD 6'370 -36.33%	USD 12'140 21.41%	USD 21'050 110.52%	USD 1'820 -28.86%	USD 11'850 3.46%	USD 22'900 18.02%	USD 38'130 30.69%
Jul-24	What you might get back Average Return	USD 2'800 -71.96%	USD 6'170 -38.25%	USD 12'340 23.37%	USD 20'020 100.17%	USD 1'820 -28.86%	USD 11'030 1.97%	USD 24'190 19.32%	USD 39'650 31.72%
Aug-24	What you might get back Average Return	USD 3'190 -68.05%	USD 6'380 -36.23%	USD 12'250 22.46%	USD 19'730 97.26%	USD 1'190 -34.63%	USD 11'360 2.59%	USD 23'860 19.00%	USD 36'250 29.38%
Sept-24	What you might get back Average Return	USD 3'190 -68.07%	USD 6'380 -36.23%	USD 12'290 22.88%	USD 19'730 97.26%	USD 1'190 -34.67%	USD 11'480 2.79%	USD 24'110 19.24%	USD 36'250 29.38%
Oct-24	What you might get back Average Return	USD 3'190 -68.07%	USD 6'380 -36.23%	USD 12'300 23.02%	USD 19'730 97.26%	USD 1'190 -34.71%	USD 11'180 2.26%	USD 24'340 19.47%	USD 36'250 29.38%
Nov-24	What you might get back Average Return	USD 3'190 -68.09%	USD 6'380 -36.23%	USD 12'310 23.06%	USD 19'730 97.26%	USD 1'190 -34.71%	USD 11'580 2.98%	USD 24'890 20.01%	USD 36'250 29.38%
Dec-24	What you might get back Average Return	USD 3'190 -68.10%	USD 6'380 -36.23%	USD 12'320 23.16%	USD 19'730 97.26%	USD 1'640 -30.30%	USD 11'330 2.53%	USD 24'890 20.01%	USD 36'310 29.42%
Jan-25	What you might get back Average Return	USD 3'190 -68.13%	USD 6'380 -36.23%	USD 12'310 23.12%	USD 19'730 97.26%	USD 1'700 -29.85%	USD 11'520 2.87%	USD 24'890 20.01%	USD 36'290 29.40%
Mar-25	What you might get back Average Return	USD 3'210 -67.94%	USD 6'380 -36.23%	USD 12'310 23.12%	USD 19'730 97.26%	USD 1'830 -28.82%	USD 9'300 -1.44%	USD 25'180 20.28%	USD 36'620 29.64%
Apr-25	What you might get back Average Return	USD 2'280 -77.19%	USD 6'060 -39.42%	USD 11'700 16.96%	USD 18'740 87.40%	USD 1'720 -29.67%	USD 9'230 -1.58%	USD 23'920 19.05%	USD 34'790 28.32%
May-25	What you might get back Average Return	USD 2'270 -77.28%	USD 6'060 -39.42%	USD 11'700 16.96%	USD 18'740 87.40%	USD 1'670 -30.06%	USD 10'100 0.20%	USD 23'920 19.05%	USD 34'790 28.32%
Jun-25	What you might get back Average Return	USD 2'270 -77.28%	USD 6'060 -39.42%	USD 11'700 16.96%	USD 18'740 87.40%	USD 1'670 -30.10%	USD 10'480 0.95%	USD 23'920 19.05%	USD 34'790 28.32%
Jul-25	What you might get back Average Return	USD 2'390 -76.07%	USD 6'380 -36.23%	USD 12'310 23.12%	USD 19'730 97.26%	USD 1'760 -29.37%	USD 11'310 2.49%	USD 25'180 20.28%	USD 36'620 29.64%
Aug-25	What you might get back Average Return	USD 2'390 -76.07%	USD 6'380 -36.23%	USD 12'310 23.12%	USD 19'730 97.26%	USD 1'760 -29.38%	USD 11'220 2.33%	USD 25'180 20.28%	USD 36'620 29.64%
Sept-25	What you might get back Average Return	USD 2'270 -77.26%	USD 6'060 -39.42%	USD 11'720 17.15%	USD 18'740 87.40%	USD 1'670 -30.10%	USD 11'400 2.66%	USD 23'860 19.00%	USD 34'790 28.32%
Oct-25	What you might get back Average Return	USD 2'270 -77.26%	USD 6'060 -39.42%	USD 11'760 17.63%	USD 18'740 87.40%	USD 1'670 -30.10%	USD 12'180 4.02%	USD 23'420 18.56%	USD 34'790 28.32%
Nov-25	What you might get back Average Return	USD 2'390 -76.07%	USD 6'380 -36.23%	USD 12'380 23.83%	USD 19'730 97.26%	USD 1'760 -29.38%	USD 12'080 3.85%	USD 24'650 19.78%	USD 36'620 29.64%
Dec-25	What you might get back Average Return	USD 2'390 -76.06%	USD 6'380 -36.23%	USD 12'440 24.36%	USD 19'730 97.26%	USD 1'760 -29.38%	USD 12'310 4.24%	USD 24'380 19.51%	USD 36'620 29.64%

Annex: Past Performance and Performance scenarios

BlueBox Global Technology Fund Share Class C (CHF) acc LU2092176606

As of 31/12/2025

Past Performance:



Past performance is not a reliable indicator of future performance. Markets could develop very differently in the future. It can help you assess how the fund has been managed in the past. This chart shows the fund's performance as the percentage loss or gain per full year since inception.

The share class was launched on: 05/08/2023

Past performance in: CHF.

Performance scenarios (Additional information from the relevant KID available at our website www.blueboxfunds.com)

What you will get from this product depends on future market performance. Market developments in the future are uncertain and cannot be accurately predicted. The unfavourable, moderate, and favourable scenarios shown are illustrations using the worst, average, and best performance of the product and a suitable proxy over the last 10 years. Markets could develop very differently in the future. The stress scenario shows what you might get back in extreme market circumstances.

The figures shown include all the costs of the product itself, but may not include all the costs that you pay to your advisor or distributor. The figures do not take into account your personal tax situation, which may also affect how much you get back.

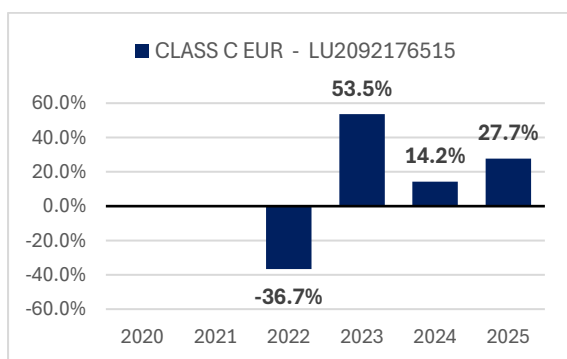
LU2092176606		If you exit after 1 year				If you exit after 5 years			
Reference Month	Minimum	There is no minimum guaranteed return							
		Stress	Unfavourable	Moderate	Favourable	Stress	Unfavourable	Moderate	Favourable
Jan-24	What you might get back	CHF 2'490	CHF 6'460	CHF 11'810	CHF 17'430	CHF 2'410	CHF 10'050	CHF 22'170	CHF 37'130
	Average Return	-75.08%	-35.43%	18.06%	74.35%	-24.80%	0.10%	1726%	30.00%
Feb-24	What you might get back	CHF 2'490	CHF 6'680	CHF 11'860	CHF 17'280	CHF 2'410	CHF 10'740	CHF 22'240	CHF 36'580
	Average Return	-75.08%	-33.20%	18.63%	72.81%	-24.80%	1.43%	17%	29.61%
Mar-24	What you might get back	CHF 2'490	CHF 6'610	CHF 12'090	CHF 18'350	CHF 2'410	CHF 10'830	CHF 22'880	CHF 36'390
	Average Return	-75.06%	-33.92%	20.91%	83.55%	-24.79%	1.60%	18%	29.48%
Apr-24	What you might get back	CHF 2'500	CHF 7'160	CHF 11'950	CHF 18'980	CHF 2'410	CHF 11'620	CHF 23'290	CHF 37'210
	Average Return	-75.05%	-28.45%	19.49%	89.76%	-24.79%	3.05%	18%	30.05%
May-24	What you might get back	CHF 2'500	CHF 6'820	CHF 12'030	CHF 16'960	CHF 2'410	CHF 11'630	CHF 23'830	CHF 36'580
	Average Return	-75.05%	-31.76%	20.32%	69.58%	-24.79%	3.06%	19%	29.61%
Jun-24	What you might get back	CHF 2'500	CHF 6'780	CHF 12'280	CHF 16'750	CHF 2'410	CHF 11'900	CHF 23'830	CHF 36'530
	Average Return	-75.05%	-32.24%	22.80%	67.46%	-24.79%	3.54%	19%	29.58%
Jul-24	What you might get back	CHF 2'500	CHF 6'600	CHF 12'350	CHF 17'430	CHF 2'410	CHF 12'660	CHF 24'160	CHF 37'130
	Averag Return	-75.04%	-34.03%	23.54%	74.35%	-24.79%	4.84%	19%	30.00%
Aug-24	What you might get back	CHF 2'460	CHF 6'340	CHF 12'160	CHF 19'450	CHF 1'190	CHF 10'630	CHF 23'140	CHF 35'040
	Average Return	-75.39%	-36.65%	21.61%	94.55%	-34.66%	1.23%	18%	28.50%
Sept-24	What you might get back	CHF 2'460	CHF 6'340	CHF 12'200	CHF 19'450	CHF 1'190	CHF 10'670	CHF 23'520	CHF 35'040
	Average Return	-75.40%	-36.65%	22.02%	94.55%	-34.72%	1.31%	19%	28.50%
Oct-24	What you might get back	CHF 2'460	CHF 6'340	CHF 12'220	CHF 19'450	CHF 1'180	CHF 10'650	CHF 23'540	CHF 35'040
	Average Return	-75.41%	-36.65%	22.17%	94.55%	-34.78%	1.27%	18.68%	28.50%
Nov-24	What you might get back	CHF 2'460	CHF 6'340	CHF 12'220	CHF 19'450	CHF 1'180	CHF 11'240	CHF 23'980	CHF 35'040
	Average Return	-75.42%	-36.65%	22.20%	94.55%	-34.78%	2.36%	19.12%	28.50%
Dec-24	What you might get back	CHF 2'460	CHF 6'340	CHF 12'230	CHF 19'450	CHF 1'650	CHF 11'300	CHF 23'980	CHF 35'100
	Average Return	-75.44%	-36.65%	22.30%	94.55%	-30.23%	2.48%	19.12%	28.55%
Jan-25	What you might get back	CHF 2'450	CHF 6'340	CHF 12'230	CHF 19'450	CHF 1'700	CHF 11'800	CHF 24'020	CHF 35'080
	Average Return	-75.46%	-36.65%	22.26%	94.55%	-29.81%	3.37%	19.16%	28.53%
Feb-25	What you might get back	CHF 2'450	CHF 6'340	CHF 12'230	CHF 19'450	CHF 1'790	CHF 10'330	CHF 24'020	CHF 35'080
	Average Return	-75.46%	-36.65%	22.26%	94.55%	-29.08%	0.66%	19.16%	28.53%
Mar-25	What you might get back	CHF 2'470	CHF 6'340	CHF 12'230	CHF 19'450	CHF 1'820	CHF 9'070	CHF 24'020	CHF 35'080
	Average Return	-75.32%	-36.65%	22.26%	94.55%	-28.85%	-1.93%	19.16%	28.53%
Apr-25	What you might get back	CHF 2'110	CHF 6'020	CHF 11'610	CHF 18'480	CHF 1'710	CHF 8'360	CHF 22'820	CHF 33'320
	Average Return	-78.89%	-39.82%	16.14%	84.82%	-29.80%	-3.51%	17.94%	27.22%
May-25	What you might get back	CHF 2'110	CHF 6'020	CHF 11'610	CHF 18'480	CHF 1'650	CHF 9'140	CHF 22'820	CHF 33'320
	Average Return	-78.87%	-39.82%	16.14%	84.82%	-30.22%	-1.78%	17.94%	27.22%
Jun-25	What you might get back	CHF 2'110	CHF 6'020	CHF 11'610	CHF 18'480	CHF 1'600	CHF 9'220	CHF 22'820	CHF 33'320
	Average Return	-78.87%	-39.82%	16.14%	84.82%	-30.67%	-1.61%	17.94%	27.22%
Jul-25	What you might get back	CHF 2'220	CHF 6'340	CHF 12'230	CHF 19'450	CHF 1'680	CHF 10'140	CHF 24'020	CHF 35'080
	Average Return	-77.76%	-36.65%	22.26%	94.55%	-30.04%	0.29%	19.16%	28.53%
Aug-25	What you might get back	CHF 2'220	CHF 6'340	CHF 12'230	CHF 19'450	CHF 1'680	CHF 9'900	CHF 24'020	CHF 35'080
	Average Return	-77.75%	-36.65%	22.26%	94.55%	-30.04%	-0.20%	19.16%	28.53%
Sept-25	What you might get back	CHF 2'110	CHF 6'020	CHF 11'610	CHF 18'480	CHF 1'590	CHF 10'010	CHF 22'810	CHF 33'320
	Average Return	-78.86%	-39.82%	16.14%	84.82%	-30.75%	0.02%	17.93%	27.22%
Oct-25	What you might get back	CHF 2'110	CHF 6'020	CHF 11'630	CHF 18'480	CHF 1'590	CHF 10'780	CHF 22'790	CHF 33'320
	Average Return	-78.87%	-39.82%	16.33%	84.82%	-30.75%	1.51%	17.90%	27.22%
Nov-25	What you might get back	CHF 2'220	CHF 6'340	CHF 12'240	CHF 19'450	CHF 1'680	CHF 10'690	CHF 23'980	CHF 35'080
	Average Return	-77.75%	-36.65%	22.45%	94.55%	-30.04%	1.34%	19.12%	28.53%
Dec-25	What you might get back	CHF 2'230	CHF 6'340	CHF 12'240	CHF 19'450	CHF 1'680	CHF 10'740	CHF 23'690	CHF 35'070
	Average Return	-77.75%	-36.65%	22.45%	94.55%	-30.04%	1.44%	18.82%	28.53%

Annex: Past Performance and Performance scenarios

BlueBox Global Technology Fund Share Class C (EUR) acc LU2092176515

As of 31/12/2025

Past Performance:



Past performance is not a reliable indicator of future performance. Markets could develop very differently in the future. It can help you assess how the fund has been managed in the past. This chart shows the fund's performance as the percentage loss or gain per full year since inception.

The share class was launched on: 19/04/2021

Past performance in: EUR.

Performance scenarios (Additional information from the relevant KID available at our website www.blueboxfunds.com)

What you will get from this product depends on future market performance. Market developments in the future are uncertain and cannot be accurately predicted. The unfavourable, moderate, and favourable scenarios shown are illustrations using the worst, average, and best performance of the product and a suitable proxy over the last 10 years. Markets could develop very differently in the future. The stress scenario shows what you might get back in extreme market circumstances.

The figures shown include all the costs of the product itself, but may not include all the costs that you pay to your advisor or distributor. The figures do not take into account your personal tax situation, which may also affect how much you get back.

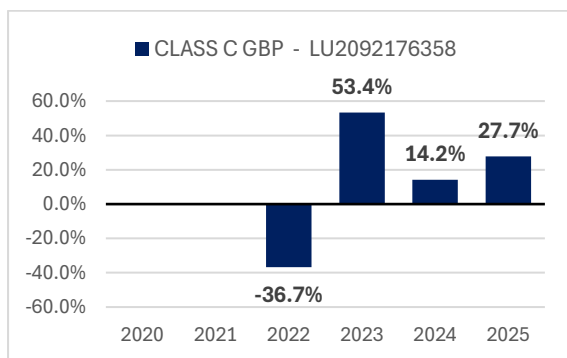
LU2092176515		If you exit after 1 year				If you exit after 5 years			
Reference Month	Minimum	There is no minimum guaranteed return							
		Stress	Unfavourable	Moderate	Favourable	Stress	Unfavourable	Moderate	Favourable
Mar-23	What you might get back	EUR 2'500	EUR 5'700	EUR 11'940	EUR 19'190	EUR 1'820	EUR 5'980	EUR 22'710	EUR 38'000
	Average Return	-75.03%	-43.01%	19.36%	91.91%	-28.87%	-9.77%	17.83%	30.61%
Apr-23	What you might get back	EUR 2'500	EUR 6'310	EUR 11'870	EUR 17'130	EUR 1'820	EUR 6'880	EUR 22'300	EUR 36'770
	Average Return	-74.95%	-36.93%	18.67%	71.31%	-28.86%	-7.20%	17.40%	29.75%
May-23	What you might get back	EUR 2'510	EUR 6'340	EUR 12'060	EUR 17'760	EUR 1'820	EUR 7'070	EUR 22'080	EUR 37'440
	Average Return	-74.94%	-36.56%	20.57%	77.58%	-28.86%	-6.71%	17.16%	30.22%
Jun-23	What you might get back	EUR 2'510	EUR 6'330	EUR 11'790	EUR 18'830	EUR 1'820	EUR 7'540	EUR 22'170	EUR 37'940
	Average Return	-74.87%	-36.70%	17.94%	88.27%	-28.85%	-5.48%	17.26%	30.56%
Jul-23	What you might get back	EUR 2'510	EUR 6'310	EUR 11'770	EUR 17'270	EUR 1'820	EUR 7'750	EUR 21'960	EUR 37'060
	Average Return	-74.87%	-36.93%	17.71%	72.68%	-28.85%	-4.97%	17.04%	29.95%
Aug-23	What you might get back	EUR 2'510	EUR 6'180	EUR 11'720	EUR 18'010	EUR 1'820	EUR 7'470	EUR 21'760	EUR 38'160
	Average Return	-74.86%	-38.18%	17.19%	80.05%	-28.85%	-5.66%	16.83%	30.71%
Sept-23	What you might get back	EUR 2'510	EUR 6'340	EUR 11'840	EUR 17'760	EUR 1'820	EUR 8'150	EUR 21'290	EUR 37'440
	Average Return	-74.86%	-36.56%	18.37%	77.58%	-28.85%	-4.02%	16.31%	30.22%
Oct-23	What you might get back	EUR 2'510	EUR 6'310	EUR 11'760	EUR 17'850	EUR 1'820	EUR 7'660	EUR 21'150	EUR 37'640
	Average Return	-74.87%	-36.88%	17.56%	78.48%	-28.85%	-5.19%	16.16%	30.35%
Nov-23	What you might get back	EUR 2'510	EUR 6'260	EUR 11'820	EUR 17'360	EUR 1'820	EUR 8'470	EUR 20'960	EUR 37'290
	Average Return	-74.87%	-37.42%	18.18%	73.58%	-28.85%	-3.26%	15.96%	30.11%
Dec-23	What you might get back	EUR 2'510	EUR 6'330	EUR 11'800	EUR 17'740	EUR 1'820	EUR 8'800	EUR 21'210	EUR 36'770
	Average Return	-74.87%	-36.68%	17.99%	77.40%	-28.85%	-2.52%	16.23%	29.75%
Jan-24	What you might get back	EUR 2'500	EUR 6'520	EUR 11'810	EUR 17'860	EUR 1'980	EUR 10'120	EUR 22'520	EUR 38'710
	Average Return	-74.97%	-34.77%	18.06%	78.63%	-27.69%	0.24%	17.63%	31.09%
Feb-24	What you might get back	EUR 2'500	EUR 6'810	EUR 12'010	EUR 17'440	EUR 1'980	EUR 11'220	EUR 22'730	EUR 38'820
	Average Return	-74.97%	-31.95%	20.07%	74.43%	-27.69%	2.34%	17.85%	31.16%
Mar-24	What you might get back	EUR 2'500	EUR 6'750	EUR 12'090	EUR 19'260	EUR 1'980	EUR 11'400	EUR 23'500	EUR 38'610
	Average Return	-74.96%	-32.54%	20.91%	92.63%	-27.68%	2.66%	18.63%	31.02%
Apr-24	What you might get back	EUR 2'510	EUR 6'520	EUR 12'200	EUR 17'770	EUR 1'980	EUR 10'790	EUR 24'160	EUR 38'520
	Average Return	-74.95%	-34.77%	22.03%	77.73%	-27.68%	1.54%	19.29%	30.96%
May-24	What you might get back	EUR 2'500	EUR 6'810	EUR 12'180	EUR 17'130	EUR 1'980	EUR 11'610	EUR 23'970	EUR 37'730
	Average Return	-74.95%	-31.95%	21.78%	71.34%	-27.68%	3.03%	19.11%	30.42%
Jun-24	What you might get back	EUR 2'500	EUR 6'810	EUR 12'230	EUR 19'390	EUR 1'980	EUR 11'990	EUR 24'610	EUR 38'420
	Average Return	-74.95%	-31.95%	22.27%	93.94%	-27.68%	3.70%	19.74%	30.89%
Jul-24	What you might get back	EUR 2'510	EUR 6'520	EUR 12'370	EUR 17'770	EUR 1'980	EUR 12'870	EUR 24'810	EUR 38'520
	Average Return	-74.95%	-34.77%	23.74%	77.73%	-27.68%	5.18%	19.93%	30.96%
Aug-24	What you might get back	EUR 2'870	EUR 6'750	EUR 11'990	EUR 19'450	EUR 1'190	EUR 11'460	EUR 24'410	EUR 36'910
	Average Return	-71.32%	-32.53%	19.88%	94.55%	-34.66%	2.77%	19.54%	29.85%
Sept-24	What you might get back	EUR 2'870	EUR 6'750	EUR 12'140	EUR 19'450	EUR 1'190	EUR 11'480	EUR 24'660	EUR 36'910
	Average Return	-71.33%	-32.53%	21.43%	94.55%	-34.72%	2.79%	19.79%	29.85%
Oct-24	What you might get back	EUR 2'870	EUR 6'750	EUR 12'160	EUR 19'450	EUR 1'180	EUR 11'490	EUR 25'990	EUR 36'910
	Average Return	-71.33%	-32.53%	21.61%	94.55%	-34.77%	2.82%	21.05%	29.85%
Nov-24	What you might get back	EUR 2'870	EUR 6'750	EUR 12'200	EUR 19'450	EUR 1'180	EUR 12'230	EUR 26'040	EUR 36'910
	Average Return	-71.35%	-32.53%	22.02%	94.55%	-34.77%	4.10%	21.10%	29.85%
Dec-24	What you might get back	EUR 2'860	EUR 6'750	EUR 12'210	EUR 19'450	EUR 1'760	EUR 12'180	EUR 26'210	EUR 36'950
	Average Return	-71.36%	-32.53%	22.11%	94.55%	-29.38%	4.03%	21.25%	29.88%
Jan-25	What you might get back	EUR 2'860	EUR 6'750	EUR 12'210	EUR 19'450	EUR 1'850	EUR 11'950	EUR 26'520	EUR 36'930
	Average Return	-71.39%	-32.53%	22.08%	94.55%	-28.67%	3.63%	21.54%	29.86%
Feb-25	What you might get back	EUR 2'860	EUR 6'750	EUR 12'210	EUR 19'450	EUR 1'920	EUR 10'490	EUR 26'570	EUR 36'930
	Average Return	-71.38%	-32.53%	22.08%	94.55%	-28.13%	0.97%	21.58%	29.86%
Mar-25	What you might get back	EUR 2'880	EUR 6'750	EUR 12'210	EUR 19'450	EUR 2'000	EUR 9'230	EUR 26'870	EUR 36'930
	Average Return	-71.21%	-32.53%	22.08%	94.55%	-27.49%	-1.58%	21.85%	29.86%
Apr-25	What you might get back	EUR 2'160	EUR 6'410	EUR 11'600	EUR 18'480	EUR 1'830	EUR 8'710	EUR 25'520	EUR 35'090
	Average Return	-78.36%	-35.90%	15.97%	84.82%	-28.77%	-2.73%	20.61%	28.54%
May-25	What you might get back	EUR 2'170	EUR 6'410	EUR 11'600	EUR 18'480	EUR 1'770	EUR 9'530	EUR 25'520	EUR 35'090
	Average Return	-78.33%	-35.90%	15.97%	84.82%	-29.27%	-0.96%	20.61%	28.54%
Jun-25	What you might get back	EUR 2'170	EUR 6'410	EUR 11'600	EUR 18'480	EUR 1'700	EUR 9'500	EUR 25'520	EUR 35'090
	Average Return	-78.32%	-35.90%	15.97%	84.82%	-29.83%	-1.01%	20.61%	28.54%
Jul-25	What you might get back	EUR 2'280	EUR 6'750	EUR 12'210	EUR 19'450	EUR 1'790	EUR 10'510	EUR 26'870	EUR 36'930
	Average Return	-77.18%	-32.53%	22.08%	94.55%	-29.13%	1.00%	21.85%	29.86%
Aug-25	What you might get back	EUR 2'280	EUR 6'750	EUR 12'210	EUR 19'450	EUR 1'790	EUR 10'190	EUR 26'870	EUR 36'930
	Average Return	-77.18%	-32.53%	22.08%	94.55%	-29.13%	0.38%	21.85%	29.86%
Sept-25	What you might get back	EUR 2'170	EUR 6'410	EUR 11'600	EUR 18'480	EUR 1'700	EUR 10'310	EUR 25'520	EUR 35'090
	Average Return	-78.31%	-35.90%	15.97%	84.82%	-29.85%	0.62%	20.61%	28.54%
Oct-25	What you might get back	EUR 2'170	EUR 6'410	EUR 11'610	EUR 18'480	EUR 1'700	EUR 11'200	EUR 25'520	EUR 35'090
	Average Return	-78.32%	-35.90%	16.10%	84.82%	-29.85%	2.30%	20.61%	28.54%
Nov-25	What you might get back	EUR 2'280	EUR 6'750	EUR 12'220	EUR 19'450	EUR 1'790	EUR 11'050	EUR 26'870	EUR 36'930
	Average Return	-77.18%	-32.53%	22.21%	94.55%	-29.13%	2.01%	21.85%	29.86%
Dec-25	What you might get back	EUR 2'280	EUR 6'750	EUR 12'220	EUR 19'450	EUR 1'790	EUR 11'120	EUR 26'570	EUR 36'930
	Average Return	-77.17%	-32.53%	22.21%	94.55%	-29.13%	2.14%	21.58%	29.86%

Annex: Past Performance and Performance scenarios

BlueBox Global Technology Fund Share Class C (GBP) acc LU2092176358

As of 31/12/2025

Past Performance:



Past performance is not a reliable indicator of future performance. Markets could develop very differently in the future. It can help you assess how the fund has been managed in the past. This chart shows the fund's performance as the percentage loss or gain per full year since inception.

The share class was launched on: 07/06/2021

Past performance in: GBP.

Performance scenarios (Additional information from the relevant KID available at our website www.blueboxfunds.com)

What you will get from this product depends on future market performance. Market developments in the future are uncertain and cannot be accurately predicted. The unfavourable, moderate, and favourable scenarios shown are illustrations using the worst, average, and best performance of the product and a suitable proxy over the last 10 years. Markets could develop very differently in the future. The stress scenario shows what you might get back in extreme market circumstances.

The figures shown include all the costs of the product itself, but may not include all the costs that you pay to your advisor or distributor. The figures do not take into account your personal tax situation, which may also affect how much you get back.

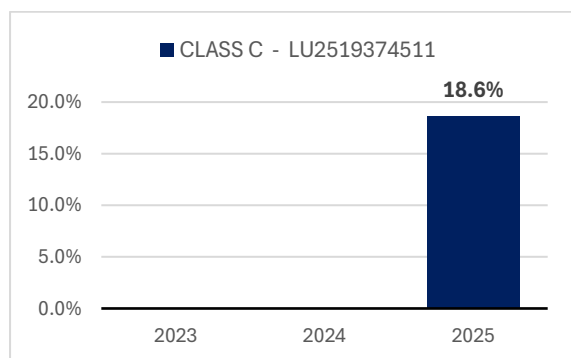
LU2092176358		If you exit after 1 year				If you exit after 5 years			
Reference Month	Minimum	There is no minimum guaranteed return							
		Stress	Unfavourable	Moderate	Favourable	Stress	Unfavourable	Moderate	Favourable
Mar-23	What you might get back	GBP 2'500	GBP 5'700	GBP 11'940	GBP 19'190	GBP 1'820	GBP 5'980	GBP 22'720	GBP 38'100
	Average Return	-75.03%	-43.01%	19.36%	91.91%	-28.87%	-9.77%	17.84%	30.67%
Apr-23	What you might get back	GBP 2'120	GBP 6'310	GBP 11'870	GBP 17'130	GBP 1'690	GBP 6'060	GBP 22'430	GBP 37'250
	Average Return	-78.79%	-36.93%	18.67%	71.31%	-29.91%	-9.53%	17.53%	30.09%
May-23	What you might get back	GBP 2'120	GBP 6'340	GBP 12'060	GBP 17'760	GBP 1'690	GBP 6'130	GBP 22'080	GBP 37'790
	Average Return	-78.78%	-36.56%	20.57%	77.58%	-29.91%	-9.33%	17.16%	30.46%
Jun-23	What you might get back	GBP 2'130	GBP 6'330	GBP 11'770	GBP 18'830	GBP 1'680	GBP 6'480	GBP 22'370	GBP 38'100
	Average Return	-78.71%	-36.70%	17.68%	88.27%	-29.99%	-8.32%	17.47%	30.67%
Jul-23	What you might get back	GBP 2'130	GBP 6'310	GBP 11'750	GBP 17'270	GBP 1'680	GBP 6'710	GBP 22'080	GBP 37'550
	Average Return	-78.71%	-36.93%	17.54%	72.68%	-29.99%	-7.66%	17.16%	30.29%
Aug-23	What you might get back	GBP 2'130	GBP 6'180	GBP 11'720	GBP 18'010	GBP 1'680	GBP 6'370	GBP 21'760	GBP 38'660
	Average Return	-78.70%	-38.18%	17.19%	80.05%	-29.99%	-8.62%	16.83%	31.05%
Sept-23	What you might get back	GBP 2'130	GBP 6'340	GBP 11'810	GBP 17'760	GBP 1'680	GBP 6'990	GBP 21'290	GBP 37'790
	Average Return	-78.70%	-36.56%	18.07%	77.58%	-29.99%	-6.91%	16.31%	30.46%
Oct-23	What you might get back	GBP 2'130	GBP 6'310	GBP 11'660	GBP 17'850	GBP 1'680	GBP 6'660	GBP 21'290	GBP 38'130
	Average Return	-78.71%	-36.88%	16.58%	78.48%	-29.99%	-7.80%	16.31%	30.69%
Nov-23	What you might get back	GBP 2'130	GBP 6'260	GBP 11'650	GBP 17'480	GBP 1'680	GBP 7'170	GBP 20'800	GBP 37'780
	Average Return	-78.72%	-37.41%	16.50%	74.76%	-29.99%	-6.44%	15.77%	30.45%
Dec-23	What you might get back	GBP 2'130	GBP 6'330	GBP 11'540	GBP 17'740	GBP 1'680	GBP 7'620	GBP 21'210	GBP 37'250
	Average Return	-78.74%	-36.68%	15.44%	77.40%	-30.00%	-5.29%	16.23%	30.09%
Jan-24	What you might get back	GBP 2'500	GBP 6'840	GBP 11'780	GBP 17'860	GBP 1'930	GBP 10'290	GBP 23'320	GBP 38'900
	Average Return	-74.98%	-31.60%	17.79%	78.63%	-28.05%	0.58%	18.45%	31.22%
Feb-24	What you might get back	GBP 2'500	GBP 7'100	GBP 12'010	GBP 17'440	GBP 1'930	GBP 11'390	GBP 23'210	GBP 38'870
	Average Return	-74.98%	-29.00%	20.08%	74.43%	-28.05%	2.64%	18.34%	31.19%
Mar-24	What you might get back	GBP 2'500	GBP 7'060	GBP 12'090	GBP 19'260	GBP 1'930	GBP 11'620	GBP 24'170	GBP 38'950
	Average Return	-74.96%	-29.38%	20.91%	92.63%	-28.05%	3.05%	19.31%	31.25%
Apr-24	What you might get back	GBP 2'510	GBP 6'840	GBP 12'200	GBP 17'770	GBP 1'930	GBP 10'970	GBP 24'290	GBP 38'700
	Average Return	-74.95%	-31.60%	22.03%	77.73%	-28.05%	1.87%	19.42%	31.08%
May-24	What you might get back	GBP 2'500	GBP 7'100	GBP 12'210	GBP 17'250	GBP 1'930	GBP 11'800	GBP 23'970	GBP 37'870
	Average Return	-74.95%	-29.00%	22.12%	72.50%	-28.05%	3.37%	19.11%	30.51%
Jun-24	What you might get back	GBP 2'500	GBP 7'100	GBP 12'200	GBP 19'390	GBP 1'930	GBP 12'000	GBP 24'680	GBP 38'510
	Average Return	-74.95%	-29.00%	21.95%	93.94%	-28.05%	3.71%	19.80%	30.95%
Jul-24	What you might get back	GBP 2'500	GBP 6'940	GBP 12'370	GBP 17'770	GBP 1'930	GBP 12'950	GBP 25'530	GBP 38'700
	Average Return	-74.95%	-31.60%	23.74%	77.73%	-28.05%	5.30%	20.62%	31.08%
Aug-24	What you might get back	GBP 3'200	GBP 7'130	GBP 11'990	GBP 19'450	GBP 1'190	GBP 11'470	GBP 24'420	GBP 36'880
	Average Return	-68.05%	-28.70%	19.88%	94.55%	-34.65%	2.79%	19.55%	29.82%
Sept-24	What you might get back	GBP 3'200	GBP 7'130	GBP 12'160	GBP 19'450	GBP 1'190	GBP 11'350	GBP 25'030	GBP 36'880
	Average Return	-68.05%	-28.70%	21.61%	94.55%	-34.71%	2.56%	20.14%	29.82%
Oct-24	What you might get back	GBP 3'190	GBP 7'130	GBP 12'200	GBP 19'450	GBP 1'180	GBP 11'530	GBP 25'990	GBP 36'880
	Average Return	-68.05%	-28.70%	22.02%	94.55%	-34.77%	2.89%	21.05%	29.82%
Nov-24	What you might get back	GBP 3'190	GBP 7'130	GBP 12'220	GBP 19'450	GBP 1'180	GBP 12'070	GBP 26'040	GBP 36'880
	Average Return	-68.06%	-28.70%	22.17%	94.55%	-34.77%	3.84%	21.10%	29.82%
Dec-24	What you might get back	GBP 3'190	GBP 7'130	GBP 12'220	GBP 19'450	GBP 1'820	GBP 11'620	GBP 26'100	GBP 36'920
	Average Return	-68.07%	-28.70%	22.25%	94.55%	-28.89%	3.06%	21.15%	29.86%
Jan-25	What you might get back	GBP 3'190	GBP 7'130	GBP 12'220	GBP 19'450	GBP 1'860	GBP 11'720	GBP 26'350	GBP 36'900
	Average Return	-68.09%	-28.70%	22.21%	94.55%	-28.54%	3.23%	21.38%	29.84%
Feb-25	What you might get back	GBP 3'190	GBP 7'130	GBP 12'220	GBP 19'450	GBP 1'890	GBP 10'130	GBP 26'350	GBP 36'900
	Average Return	-68.08%	-28.70%	22.21%	94.55%	-28.36%	0.26%	21.38%	29.84%
Mar-25	What you might get back	GBP 3'210	GBP 7'130	GBP 12'220	GBP 19'450	GBP 1'940	GBP 9'040	GBP 26'490	GBP 36'900
	Average Return	-67.88%	-28.70%	22.21%	94.55%	-28.00%	-2.00%	21.51%	29.84%
Apr-25	What you might get back	GBP 2'170	GBP 6'770	GBP 11'610	GBP 18'480	GBP 1'800	GBP 8'670	GBP 25'160	GBP 35'060
	Average Return	-78.28%	-32.27%	16.10%	84.82%	-29.03%	-2.82%	20.27%	28.52%
May-25	What you might get back	GBP 2'170	GBP 6'770	GBP 11'610	GBP 18'480	GBP 1'770	GBP 9'390	GBP 25'160	GBP 35'060
	Average Return	-78.27%	-32.27%	16.10%	84.82%	-29.24%	-1.26%	20.27%	28.52%
Jun-25	What you might get back	GBP 2'170	GBP 6'770	GBP 11'610	GBP 18'480	GBP 1'740	GBP 9'600	GBP 25'160	GBP 35'060
	Average Return	-78.26%	-32.27%	16.10%	84.82%	-29.54%	-0.81%	20.27%	28.52%
Jul-25	What you might get back	GBP 2'290	GBP 7'130	GBP 12'220	GBP 19'450	GBP 1'820	GBP 10'720	GBP 26'490	GBP 36'900
	Average Return	-77.12%	-28.70%	22.21%	94.55%	-28.87%	1.40%	21.51%	29.84%
Aug-25	What you might get back	GBP 2'290	GBP 7'130	GBP 12'220	GBP 19'450	GBP 1'820	GBP 10'410	GBP 26'490	GBP 36'900
	Average Return	-77.11%	-28.70%	22.21%	94.55%	-28.87%	0.82%	21.51%	29.84%
Sept-25	What you might get back	GBP 2'180	GBP 6'770	GBP 11'610	GBP 18'480	GBP 1'730	GBP 10'610	GBP 25'160	GBP 35'060
	Average Return	-78.25%	-32.27%	16.14%	84.82%	-29.60%	1.20%	20.27%	28.52%
Oct-25	What you might get back	GBP 2'170	GBP 6'770	GBP 11'630	GBP 18'480	GBP 1'730	GBP 11'610	GBP 25'160	GBP 35'060
	Average Return	-78.26%	-32.27%	16.33%	84.82%	-29.60%	3.02%	20.27%	28.52%
Nov-25	What you might get back	GBP 2'290	GBP 7'130	GBP 12'240	GBP 19'450	GBP 1'820	GBP 11'410	GBP 26'490	GBP 36'900
	Average Return	-77.12%	-28.70%	22.45%	94.55%	-28.87%	2.68%	21.51%	29.84%
Dec-25	What you might get back	GBP 2'290	GBP 7'130	GBP 12'240	GBP 19'450	GBP 1'820	GBP 11'450	GBP 26'350	GBP 36'900
	Average Return	-77.11%	-28.70%	22.45%	94.55%	-28.88%	2.74%	21.38%	29.84%

Annex: Past Performance and Performance scenarios

BlueBox Global Technology Fund Share Class C (USD) acc LU2519374511

As of 31/12/2025

Past Performance:



Past performance is not a reliable indicator of future performance. Markets could develop very differently in the future. It can help you assess how the fund has been managed in the past. This chart shows the fund's performance as the percentage loss or gain per full year since inception.

The share class was launched on: 27/11/2020

Past performance in: USD.

Performance scenarios (Additional information from the relevant KID available at our website www.blueboxfunds.com)

What you will get from this product depends on future market performance. Market developments in the future are uncertain and cannot be accurately predicted. The unfavourable, moderate, and favourable scenarios shown are illustrations using the worst, average, and best performance of the product and a suitable proxy over the last 10 years. Markets could develop very differently in the future. The stress scenario shows what you might get back in extreme market circumstances.

The figures shown include all the costs of the product itself, but may not include all the costs that you pay to your advisor or distributor. The figures do not take into account your personal tax situation, which may also affect how much you get back.

LU2519374511		If you exit after 1 year				If you exit after 5 years			
Reference Month	Minimum	There is no minimum guaranteed return							
		Stress	Unfavourable	Moderate	Favourable	Stress	Unfavourable	Moderate	Favourable
Mar-23	What you might get back	USD 2'770	USD 5'700	USD 11'870	USD 21'180	USD 1'820	USD 5'980	USD 22'090	USD 39'730
	Average Return	-72.29%	-43.00%	18.72%	111.75%	-28.85%	9.77%	17.17%	31.77%
Apr-23	What you might get back	USD 2'790	USD 6'310	USD 11'810	USD 18'940	USD 1'820	USD 7'550	USD 22'310	USD 38'680
	Average Return	-72.14%	-36.93%	18.06%	89.37%	-28.85%	-5.46%	17.41%	31.07%
May-23	What you might get back	USD 2'790	USD 6'340	USD 11'950	USD 19'270	USD 1'820	USD 7'640	USD 21'280	USD 38'300
	Average Return	-72.12%	-36.57%	19.53%	92.67%	-28.84%	-5.23%	16.30%	30.81%
Jun-23	What you might get back	USD 2'790	USD 6'330	USD 11'790	USD 20'610	USD 1'830	USD 8'120	USD 21'860	USD 39'250
	Average Return	-72.07%	-36.70%	17.94%	106.06%	-28.83%	-4.08%	16.93%	31.45%
Jul-23	What you might get back	USD 2'790	USD 6'310	USD 11'770	USD 18'940	USD 1'830	USD 8'630	USD 21'560	USD 38'680
	Average Return	-72.07%	-36.93%	17.71%	89.37%	-28.83%	-2.89%	16.61%	31.07%
Aug-23	What you might get back	USD 2'790	USD 6'180	USD 11'790	USD 19'800	USD 1'830	USD 8'130	USD 21'170	USD 39'820
	Average Return	-72.07%	-38.18%	17.87%	98.03%	-28.83%	-4.05%	16.19%	31.83%
Sept-23	What you might get back	USD 2'790	USD 6'340	USD 11'930	USD 19'270	USD 1'830	USD 8'680	USD 20'940	USD 38'930
	Average Return	-72.07%	-36.56%	19.34%	92.67%	-28.83%	-2.78%	15.93%	31.23%
Oct-23	What you might get back	USD 2'790	USD 6'310	USD 11'810	USD 19'630	USD 1'830	USD 8'090	USD 21'330	USD 39'280
	Average Return	-72.08%	-36.88%	18.06%	95.30%	-28.83%	-4.14%	16.35%	31.47%
Nov-23	What you might get back	USD 2'790	USD 6'260	USD 11'930	USD 25'120	USD 1'830	USD 16'270	USD 21'060	USD 48'800
	Average Return	-72.08%	-37.41%	19.35%	151.22%	-28.83%	10.23%	16.06%	37.30%
Dec-23	What you might get back	USD 2'790	USD 6'330	USD 11'810	USD 19'510	USD 1'830	USD 9'720	USD 21'760	USD 38'680
	Average Return	-72.08%	-36.68%	18.06%	95.13%	-28.83%	-0.57%	16.82%	31.07%
Jan-24	What you might get back	USD 2'790	USD 6'130	USD 11'870	USD 19'800	USD 1'830	USD 9'720	USD 21'810	USD 39'710
	Average Return	-72.10%	-38.68%	18.68%	98.03%	-28.85%	-0.57%	16.87%	31.76%
Feb-24	What you might get back	USD 2'790	USD 6'340	USD 12'200	USD 19'320	USD 1'830	USD 10'770	USD 21'630	USD 38'920
	Average Return	-72.10%	-36.56%	21.96%	93.24%	-28.85%	1.50%	16.68%	31.23%
Mar-24	What you might get back	USD 2'790	USD 5'960	USD 11'960	USD 21'170	USD 1'830	USD 10'910	USD 22'390	USD 38'600
	Average Return	-72.08%	-40.39%	19.60%	111.67%	-28.83%	1.76%	17.49%	31.01%
Apr-24	What you might get back	USD 2'790	USD 6'420	USD 12'050	USD 20'880	USD 1'830	USD 10'770	USD 22'390	USD 39'520
	Average Return	-72.07%	-35.83%	20.49%	108.83%	-28.83%	1.49%	17.50%	31.63%
May-24	What you might get back	USD 2'790	USD 6'260	USD 12'290	USD 19'030	USD 1'830	USD 11'160	USD 22'350	USD 38'920
	Average Return	-72.07%	-37.41%	22.93%	90.26%	-28.83%	2.21%	17.45%	31.23%
Jun-24	What you might get back	USD 2'790	USD 6'140	USD 11'830	USD 20'990	USD 1'830	USD 10'930	USD 23'130	USD 41'100
	Average Return	-72.07%	-38.65%	18.27%	109.87%	-28.83%	1.79%	18.26%	32.67%
Jul-24	What you might get back	USD 2'790	USD 6'130	USD 12'440	USD 28'160	USD 1'830	USD 16'560	USD 24'080	USD 55'710
	Average Return	-72.07%	-38.68%	24.41%	181.61%	-28.83%	10.62%	19.21%	40.99%
Aug-24	What you might get back	USD 4'590	USD 8'110	USD 10'450	USD 12'980	USD 3'360	USD 10'300	USD 13'030	USD 16'940
	Average Return	-54.08%	-18.91%	4.51%	29.77%	-19.60%	0.60%	5.43%	11.12%
Sept-24	What you might get back	USD 4'590	USD 8'110	USD 10'450	USD 13'170	USD 3'350	USD 10'300	USD 13'030	USD 16'940
	Average Return	-54.10%	-18.91%	4.51%	31.74%	-19.63%	0.60%	5.43%	11.12%
Oct-24	What you might get back	USD 5'090	USD 8'110	USD 10'480	USD 14'250	USD 3'360	USD 10'300	USD 13'240	USD 16'940
	Average Return	-49.08%	-18.91%	4.79%	42.51%	-19.62%	0.60%	5.78%	11.12%
Nov-24	What you might get back	USD 5'020	USD 8'110	USD 10'510	USD 14'250	USD 3'350	USD 10'300	USD 13'350	USD 16'940
	Average Return	-49.81%	-18.91%	5.05%	42.51%	-19.66%	0.60%	5.95%	11.12%
Dec-24	What you might get back	USD 5'020	USD 8'110	USD 10'500	USD 14'250	USD 3'340	USD 9'740	USD 13'340	USD 16'930
	Average Return	-49.76%	-18.92%	5.04%	42.51%	-19.71%	-0.53%	5.94%	11.11%
Jan-25	What you might get back	USD 5'020	USD 8'110	USD 10'510	USD 14'250	USD 3'330	USD 10'110	USD 13'340	USD 16'930
	Average Return	-49.78%	-18.92%	5.14%	42.51%	-19.73%	0.21%	5.94%	11.11%
Feb-25	What you might get back	USD 5'020	USD 8'110	USD 10'510	USD 14'250	USD 3'330	USD 9'590	USD 13'340	USD 16'930
	Average Return	-49.79%	-18.92%	5.14%	42.51%	-19.73%	-0.84%	5.94%	11.11%
Mar-25	What you might get back	USD 5'020	USD 8'110	USD 10'510	USD 14'250	USD 3'390	USD 8'560	USD 13'340	USD 16'930
	Average Return	-49.84%	-18.92%	5.14%	42.51%	-19.47%	-3.05%	5.94%	11.11%
Apr-25	What you might get back	USD 2'840	USD 7'700	USD 9'990	USD 13'540	USD 2'980	USD 8'640	USD 12'680	USD 16'080
	Average Return	-71.58%	-22.97%	-0.11%	35.38%	-21.49%	-2.89%	4.86%	9.97%
May-25	What you might get back	USD 2'810	USD 7'700	USD 9'990	USD 13'540	USD 2'260	USD 8'050	USD 12'680	USD 16'080
	Average Return	-71.90%	-22.97%	-0.11%	35.38%	-25.71%	-4.24%	4.86%	9.97%
Jun-25	What you might get back	USD 2'810	USD 7'720	USD 10'010	USD 13'540	USD 1'900	USD 8'170	USD 12'800	USD 16'300
	Average Return	-71.89%	-22.77%	0.15%	35.38%	-28.25%	-3.96%	5.07%	10.26%
Jul-25	What you might get back	USD 2'960	USD 8'130	USD 10'540	USD 14'250	USD 2'000	USD 8'690	USD 13'480	USD 17'150
	Average Return	-70.38%	-18.71%	5.42%	42.51%	-27.50%	-2.76%	6.15%	11.40%
Aug-25	What you might get back	USD 2'960	USD 8'130	USD 10'540	USD 14'250	USD 2'010	USD 9'180	USD 13'480	USD 17'150
	Average Return	-70.39%	-18.71%	5.42%	42.51%	-27.47%	-1.71%	6.15%	11.40%
Sept-25	What you might get back	USD 2'810	USD 7'750	USD 10'050	USD 13'540	USD 1'910	USD 8'920	USD 12'990	USD 16'610
	Average Return	-71.86%	-22.48%	0.53%	35.38%	-28.21%	-2.25%	5.37%	10.68%
Oct-25	What you might get back	USD 2'820	USD 7'750	USD 10'060	USD 13'540	USD 1'910	USD 10'200	USD 12'990	USD 16'610
	Average Return	-71.84%	-22.48%	0.56%	35.38%	-28.17%	0.40%	5.37%	10.68%
Nov-25	What you might get back	USD 2'970	USD 8'160	USD 10'670	USD 14'250	USD 2'020	USD 10'740	USD 13'780	USD 17'480
	Average Return	-70.35%	-18.40%	6.75%	42.51%	-27.39%	1.43%	6.62%	11.82%
Dec-25	What you might get back	USD 2'970	USD 8'170	USD 10'710	USD 14'250	USD 2'020	USD 10'790	USD 13'850	USD 17'580
	Average Return	-70.33%	-18.31%	7.08%	42.51%	-27.36%	1.53%	6.74%	11.94%

Annex: Past Performance and Performance scenarios

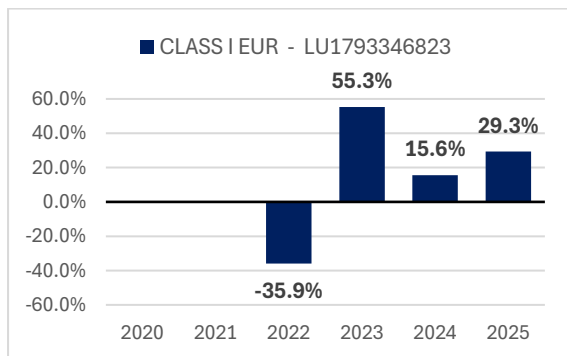
BlueBox Global Technology Fund

Share Class I (EUR) acc

LU1793346823

As of 31/12/2025

Past Performance:



Past performance is not a reliable indicator of future performance. Markets could develop very differently in the future. It can help you assess how the fund has been managed in the past. This chart shows the fund's performance as the percentage loss or gain per full year since inception.

The share class was launched on: 24/09/2021

Past performance in: EUR.

Performance scenarios (Additional information from the relevant KID available at our website www.blueboxfunds.com)

What you will get from this product depends on future market performance. Market developments in the future are uncertain and cannot be accurately predicted. The unfavourable, moderate, and favourable scenarios shown are illustrations using the worst, average, and best performance of the product and a suitable proxy over the last 10 years. Markets could develop very differently in the future. The stress scenario shows what you might get back in extreme market circumstances.

The figures shown include all the costs of the product itself, but may not include all the costs that you pay to your advisor or distributor. The figures do not take into account your personal tax situation, which may also affect how much you get back.

LU1793346823		If you exit after 1 year				If you exit after 5 years			
Reference Month	Minimum	There is no minimum guaranteed return							
		Stress	Unfavourable	Moderate	Favourable	Stress	Unfavourable	Moderate	Favourable
Aug-24	What you might get back	EUR 2'870	EUR 6'830	EUR 12'140	EUR 19'700	EUR 1'190	EUR 11'840	EUR 25'320	EUR 38'290
	Average Return	-71.31%	-31.69%	21.38%	96.97%	-34.65%	3.44%	20.42%	30.80%
Sept-24	What you might get back	EUR 2'720	EUR 6'490	EUR 11'670	EUR 18'710	EUR 1'130	EUR 11'270	EUR 24'300	EUR 36'370
	Average Return	-72.76%	-35.10%	16.71%	87.12%	-35.37%	2.43%	19.44%	29.46%
Oct-24	What you might get back	EUR 2'870	EUR 6'830	EUR 12'310	EUR 19'700	EUR 1'180	EUR 11'890	EUR 27'160	EUR 38'290
	Average Return	-71.33%	-31.69%	23.13%	96.97%	-34.77%	3.53%	22.12%	30.80%
Nov-24	What you might get back	EUR 2'870	EUR 6'830	EUR 12'350	EUR 19'700	EUR 1'180	EUR 12'670	EUR 27'480	EUR 38'290
	Average Return	-71.34%	-31.69%	23.55%	96.97%	-34.77%	4.84%	22.41%	30.80%
Dec-24	What you might get back	EUR 2'860	EUR 6'830	EUR 12'360	EUR 19'700	EUR 1'760	EUR 12'340	EUR 27'540	EUR 38'330
	Average Return	-71.36%	-31.69%	23.64%	96.97%	-29.38%	4.29%	22.46%	30.83%
Jan-25	What you might get back	EUR 2'860	EUR 6'830	EUR 12'360	EUR 19'700	EUR 1'850	EUR 12'100	EUR 27'690	EUR 38'310
	Average Return	-71.38%	-31.69%	23.60%	96.97%	-28.67%	3.89%	22.59%	30.82%
Feb-25	What you might get back	EUR 2'860	EUR 6'830	EUR 12'360	EUR 19'700	EUR 1'920	EUR 10'630	EUR 27'740	EUR 38'310
	Average Return	-71.38%	-31.69%	23.60%	96.97%	-28.13%	1.22%	22.64%	30.82%
Mar-25	What you might get back	EUR 2'880	EUR 6'830	EUR 12'360	EUR 19'700	EUR 2'000	EUR 9'350	EUR 27'860	EUR 38'310
	Average Return	-71.20%	-31.69%	23.60%	96.97%	-27.49%	-1.34%	22.74%	30.82%
Apr-25	What you might get back	EUR 2'170	EUR 6'490	EUR 11'740	EUR 18'710	EUR 1'830	EUR 8'830	EUR 26'460	EUR 36'390
	Average Return	-78.35%	-35.10%	17.42%	87.12%	-28.77%	-2.47%	21.49%	29.48%
May-25	What you might get back	EUR 2'170	EUR 6'490	EUR 11'740	EUR 18'710	EUR 1'770	EUR 9'670	EUR 26'460	EUR 36'390
	Average Return	-78.32%	-35.10%	17.42%	87.12%	-29.27%	-0.67%	21.49%	29.48%
Jun-25	What you might get back	EUR 2'170	EUR 6'490	EUR 11'740	EUR 18'710	EUR 1'700	EUR 9'620	EUR 26'460	EUR 36'390
	Average Return	-78.32%	-35.10%	17.42%	87.12%	-29.83%	-0.77%	21.49%	29.48%
Jul-25	What you might get back	EUR 2'280	EUR 6'830	EUR 12'360	EUR 19'700	EUR 1'790	EUR 10'650	EUR 27'860	EUR 38'310
	Average Return	-77.17%	-31.69%	23.60%	96.97%	-29.13%	1.27%	22.74%	30.82%
Aug-25	What you might get back	EUR 2'280	EUR 6'830	EUR 12'360	EUR 19'700	EUR 1'790	EUR 10'340	EUR 27'860	EUR 38'310
	Average Return	-77.17%	-31.69%	23.60%	96.97%	-29.13%	0.67%	22.74%	30.82%
Sept-25	What you might get back	EUR 2'170	EUR 6'490	EUR 11'740	EUR 18'710	EUR 1'700	EUR 10'470	EUR 26'460	EUR 36'390
	Average Return	-78.30%	-35.10%	17.42%	87.12%	-29.85%	0.93%	21.49%	29.48%
Oct-25	What you might get back	EUR 2'170	EUR 6'490	EUR 11'750	EUR 18'710	EUR 1'700	EUR 11'390	EUR 26'460	EUR 36'390
	Average Return	-78.31%	-35.10%	17.55%	87.12%	-29.85%	2.63%	21.49%	29.48%
Nov-25	What you might get back	EUR 2'280	EUR 6'830	EUR 12'370	EUR 19'700	EUR 1'790	EUR 11'240	EUR 27'860	EUR 38'310
	Average Return	-77.17%	-31.69%	23.74%	96.97%	-29.13%	2.37%	22.74%	30.82%
Dec-25	What you might get back	EUR 2'280	EUR 6'830	EUR 12'370	EUR 19'700	EUR 1'790	EUR 11'330	EUR 27'540	EUR 38'310
	Average Return	-77.16%	-31.69%	23.73%	96.97%	-29.13%	2.52%	22.46%	30.82%

Annex: Past Performance and Performance scenarios

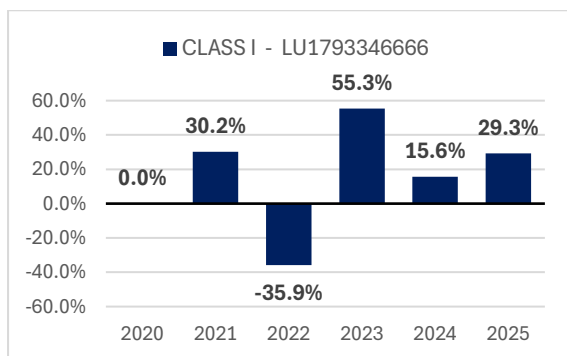
BlueBox Global Technology Fund

Share Class I (USD) acc

LU1793346666

As of 31/12/2025

Past Performance:



Past performance is not a reliable indicator of future performance. Markets could develop very differently in the future. It can help you assess how the fund has been managed in the past. This chart shows the fund's performance as the percentage loss or gain per full year since inception.

The share class was launched on: 05/10/2020

Past performance in: USD.

Performance scenarios (Additional information from the relevant KID available at our website www.blueboxfunds.com)

What you will get from this product depends on future market performance. Market developments in the future are uncertain and cannot be accurately predicted. The unfavourable, moderate, and favourable scenarios shown are illustrations using the worst, average, and best performance of the product and a suitable proxy over the last 10 years. Markets could develop very differently in the future. The stress scenario shows what you might get back in extreme market circumstances.

The figures shown include all the costs of the product itself, but may not include all the costs that you pay to your advisor or distributor. The figures do not take into account your personal tax situation, which may also affect how much you get back.

LU1793346666		If you exit after 1 year				If you exit after 5 years			
Reference Month	Minimum	There is no minimum guaranteed return							
		Stress	Unfavourable	Moderate	Favourable	Stress	Unfavourable	Moderate	Favourable
Aug-24	What you might get back	USD 3'180	USD 6'410	USD 12'310	USD 19'730	USD 1'190	USD 11'520	USD 24'620	USD 37'330
	Average Return	-68.15%	-35.89%	23.13%	97.25%	-34.64%	2.88%	19.75%	30.14%
Sept-24	What you might get back	USD 3'020	USD 6'090	USD 11'740	USD 18'740	USD 1'130	USD 11'060	USD 23'590	USD 35'470
	Average Return	-69.76%	-39.09%	17.37%	87.39%	-35.37%	2.04%	18.72%	28.82%
Oct-24	What you might get back	USD 3'180	USD 6'410	USD 12'370	USD 19'730	USD 1'180	USD 11'350	USD 25'070	USD 37'330
	Average Return	-68.17%	-35.89%	23.69%	97.25%	-34.76%	2.57%	20.18%	30.14%
Nov-24	What you might get back	USD 3'180	USD 6'410	USD 12'370	USD 19'730	USD 1'180	USD 11'770	USD 25'630	USD 37'330
	Average Return	-68.19%	-35.89%	23.73%	97.25%	-34.76%	3.30%	20.71%	30.14%
Dec-24	What you might get back	USD 3'180	USD 6'410	USD 12'380	USD 19'730	USD 1'650	USD 11'520	USD 25'630	USD 37'390
	Average Return	-68.20%	-35.89%	23.83%	97.25%	-30.22%	2.87%	20.71%	30.18%
Jan-25	What you might get back	USD 3'180	USD 6'410	USD 12'380	USD 19'730	USD 1'700	USD 11'580	USD 25'630	USD 37'370
	Average Return	-68.23%	-35.89%	23.79%	97.25%	-29.80%	2.98%	20.71%	30.17%
Feb-25	What you might get back	USD 3'180	USD 6'410	USD 12'380	USD 19'730	USD 1'800	USD 10'210	USD 25'630	USD 37'370
	Average Return	-68.23%	-35.89%	23.79%	97.25%	-29.07%	0.42%	20.71%	30.17%
Mar-25	What you might get back	USD 3'200	USD 6'410	USD 12'380	USD 19'730	USD 1'830	USD 9'350	USD 25'720	USD 37'370
	Average Return	-68.05%	-35.89%	23.79%	97.25%	-28.84%	-1.33%	20.80%	30.17%
Apr-25	What you might get back	USD 2'270	USD 6'090	USD 11'760	USD 18'740	USD 1'720	USD 9'290	USD 24'440	USD 35'500
	Average Return	-77.29%	-39.09%	17.60%	87.39%	-29.68%	-1.46%	19.57%	28.84%
May-25	What you might get back	USD 2'270	USD 6'090	USD 11'760	USD 18'740	USD 1'670	USD 10'170	USD 24'440	USD 35'500
	Average Return	-77.28%	-39.09%	17.60%	87.39%	-30.06%	0.33%	19.57%	28.84%
Jun-25	What you might get back	USD 2'270	USD 6'090	USD 11'760	USD 18'740	USD 1'670	USD 10'540	USD 24'440	USD 35'500
	Average Return	-77.27%	-39.09%	17.60%	87.39%	-30.09%	1.05%	19.57%	28.84%
Jul-25	What you might get back	USD 2'390	USD 6'410	USD 12'380	USD 19'730	USD 1'760	USD 11'370	USD 25'720	USD 37'370
	Average Return	-76.07%	-35.89%	23.79%	97.25%	-29.37%	2.61%	20.80%	30.17%
Aug-25	What you might get back	USD 2'390	USD 6'410	USD 12'380	USD 19'730	USD 1'760	USD 11'290	USD 25'720	USD 37'370
	Average Return	-76.07%	-35.89%	23.79%	97.25%	-29.37%	2.46%	20.80%	30.17%
Sept-25	What you might get back	USD 2'270	USD 6'090	USD 11'780	USD 18'740	USD 1'670	USD 11'480	USD 24'350	USD 35'500
	Average Return	-77.25%	-39.09%	17.79%	87.39%	-30.09%	2.80%	19.48%	28.84%
Oct-25	What you might get back	USD 2'270	USD 6'090	USD 11'830	USD 18'740	USD 1'670	USD 12'260	USD 23'900	USD 35'500
	Average Return	-77.26%	-39.09%	18.27%	87.39%	-30.09%	4.17%	19.03%	28.84%
Nov-25	What you might get back	USD 2'390	USD 6'410	USD 12'450	USD 19'730	USD 1'760	USD 12'170	USD 25'160	USD 37'370
	Average Return	-76.06%	-35.89%	24.49%	97.25%	-29.37%	4.01%	20.26%	30.17%
Dec-25	What you might get back	USD 2'390	USD 6'410	USD 12'500	USD 19'730	USD 1'760	USD 12'410	USD 25'010	USD 37'370
	Average Return	-76.06%	-35.89%	25.03%	97.25%	-29.38%	4.41%	20.13%	30.17%

Annex: Past Performance and Performance scenarios

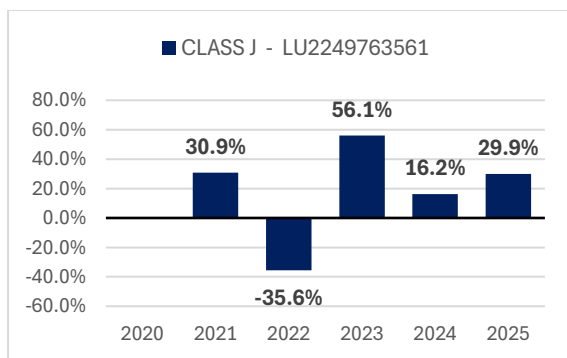
BlueBox Global Technology Fund

Share Class J (USD) acc

LU2249763561

As of 31/12/2025

Past Performance:



Past performance is not a reliable indicator of future performance. Markets could develop very differently in the future. It can help you assess how the fund has been managed in the past. This chart shows the fund's performance as the percentage loss or gain per full year since inception.

The share class was launched on: 19/11/2020

Past performance in: USD.

Performance scenarios (Additional information from the relevant KID available at our website www.blueboxfunds.com)

What you will get from this product depends on future market performance. Market developments in the future are uncertain and cannot be accurately predicted. The unfavourable, moderate, and favourable scenarios shown are illustrations using the worst, average, and best performance of the product and a suitable proxy over the last 10 years. Markets could develop very differently in the future. The stress scenario shows what you might get back in extreme market circumstances.

The figures shown include all the costs of the product itself, but may not include all the costs that you pay to your advisor or distributor. The figures do not take into account your personal tax situation, which may also affect how much you get back.

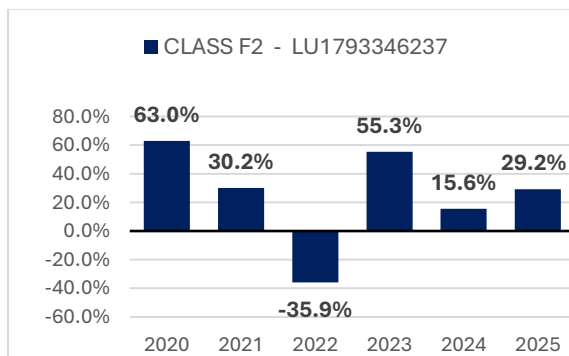
LU2249763561		If you exit after 1 year				If you exit after 5 years			
Reference Month	Minimum	There is no minimum guaranteed return							
		Stress	Unfavourable	Moderate	Favourable	Stress	Unfavourable	Moderate	Favourable
Aug-24	What you might get back	USD 3'190	USD 6'440	USD 12'370	USD 19'800	USD 1'190	USD 11'680	USD 25'250	USD 38'240
	Average Return	-68.15%	-35.55%	23.74%	98.00%	-34.64%	3.16%	20.35%	30.77%
Sept-24	What you might get back	USD 3'020	USD 6'120	USD 11'800	USD 18'810	USD 1'130	USD 11'220	USD 24'170	USD 36'320
	Average Return	-69.75%	-38.78%	17.96%	88.10%	-35.36%	2.33%	19.30%	29.43%
Oct-24	What you might get back	USD 3'180	USD 6'440	USD 12'430	USD 19'800	USD 1'180	USD 11'520	USD 25'690	USD 38'240
	Average Return	-68.16%	-35.55%	24.30%	98.00%	-34.76%	2.87%	20.76%	30.77%
Nov-24	What you might get back	USD 3'180	USD 6'440	USD 12'440	USD 19'800	USD 1'180	USD 11'940	USD 26'260	USD 38'240
	Average Return	-68.18%	-35.55%	24.36%	98.00%	-34.76%	3.61%	21.30%	30.77%
Dec-24	What you might get back	USD 3'020	USD 6'120	USD 11'820	USD 18'810	USD 1'570	USD 11'040	USD 24'950	USD 36'380
	Average Return	-69.79%	-38.78%	18.23%	88.10%	-30.93%	2.00%	20.06%	29.47%
Jan-25	What you might get back	USD 3'180	USD 6'440	USD 12'440	USD 19'800	USD 1'700	USD 11'640	USD 26'260	USD 38'270
	Average Return	-68.23%	-35.55%	24.42%	98.00%	-29.80%	3.08%	21.30%	30.79%
Feb-25	What you might get back	USD 3'180	USD 6'440	USD 12'440	USD 19'800	USD 1'800	USD 10'260	USD 26'260	USD 38'270
	Average Return	-68.22%	-35.55%	24.42%	98.00%	-29.07%	0.52%	21.30%	30.79%
Mar-25	What you might get back	USD 3'200	USD 6'440	USD 12'440	USD 19'800	USD 1'830	USD 9'400	USD 26'360	USD 38'270
	Average Return	-68.05%	-35.55%	24.42%	98.00%	-28.84%	-1.23%	21.39%	30.79%
Apr-25	What you might get back	USD 2'270	USD 6'120	USD 11'820	USD 18'810	USD 1'720	USD 9'340	USD 25'040	USD 36'360
	Average Return	-77.29%	-38.78%	18.19%	88.10%	-29.68%	-1.35%	20.15%	29.46%
May-25	What you might get back	USD 2'270	USD 6'120	USD 11'820	USD 18'810	USD 1'670	USD 10'230	USD 25'040	USD 36'360
	Average Return	-77.28%	-38.78%	18.19%	88.10%	-30.05%	0.45%	20.15%	29.46%
Jun-25	What you might get back	USD 2'270	USD 6'120	USD 11'820	USD 18'810	USD 1'670	USD 10'590	USD 25'040	USD 36'360
	Average Return	-77.27%	-38.78%	18.19%	88.10%	-30.09%	1.16%	20.15%	29.46%
Jul-25	What you might get back	USD 2'390	USD 6'440	USD 12'440	USD 19'800	USD 1'760	USD 11'440	USD 26'360	USD 38'270
	Average Return	-76.07%	-35.55%	24.42%	98.00%	-29.37%	2.72%	21.39%	30.79%
Aug-25	What you might get back	USD 2'390	USD 6'440	USD 12'440	USD 19'800	USD 1'760	USD 11'360	USD 26'360	USD 38'270
	Average Return	-76.07%	-35.55%	24.42%	98.00%	-29.37%	2.58%	21.39%	30.79%
Sept-25	What you might get back	USD 2'270	USD 6'120	USD 11'840	USD 18'810	USD 1'670	USD 11'550	USD 24'950	USD 36'360
	Average Return	-77.25%	-38.78%	18.38%	88.10%	-30.09%	2.93%	20.06%	29.46%
Oct-25	What you might get back	USD 2'270	USD 6'120	USD 11'880	USD 18'810	USD 1'670	USD 12'350	USD 24'490	USD 36'360
	Average Return	-77.26%	-38.78%	18.85%	88.10%	-30.09%	4.30%	19.62%	29.46%
Nov-25	What you might get back	USD 2'390	USD 6'440	USD 12'510	USD 19'800	USD 1'760	USD 12'260	USD 25'780	USD 38'270
	Average Return	-76.06%	-35.55%	25.10%	98.00%	-29.37%	4.16%	20.85%	30.79%
Dec-25	What you might get back	USD 2'390	USD 6'440	USD 12'570	USD 19'800	USD 1'760	USD 12'500	USD 25'650	USD 38'270
	Average Return	-76.05%	-35.55%	25.65%	98.00%	-29.37%	4.57%	20.73%	30.79%

Annex: Past Performance and Performance scenarios

BlueBox Global Technology Fund Share Class F2 (USD) acc LU1793346237

As of 31/12/2025

Past Performance:



Past performance is not a reliable indicator of future performance. Markets could develop very differently in the future. It can help you assess how the fund has been managed in the past. This chart shows the fund's performance as the percentage loss or gain per full year since inception.

The share class was launched on: 25/03/2019

Past performance in: USD.

Performance scenarios (Additional information from the relevant KID available at our website www.blueboxfunds.com)

What you will get from this product depends on future market performance. Market developments in the future are uncertain and cannot be accurately predicted. The unfavourable, moderate, and favourable scenarios shown are illustrations using the worst, average, and best performance of the product and a suitable proxy over the last 10 years. Markets could develop very differently in the future. The stress scenario shows what you might get back in extreme market circumstances.

The figures shown include all the costs of the product itself, but may not include all the costs that you pay to your advisor or distributor. The figures do not take into account your personal tax situation, which may also affect how much you get back.

LU1793346237		If you exit after 1 year				If you exit after 5 years			
Reference Month	Minimum	There is no minimum guaranteed return							
		Stress	Unfavourable	Moderate	Favourable	Stress	Unfavourable	Moderate	Favourable
Mar-23	What you might get back	USD 2'770	USD 5'770	USD 11'870	USD 21'150	USD 1'820	USD 6'040	USD 22'260	USD 39'590
	Average Return	-72.28%	-42.94%	18.70%	111.52%	-28.85%	-9.59%	17.35%	31.68%
Apr-23	What you might get back	USD 2'790	USD 6'380	USD 11'810	USD 19'180	USD 1'820	USD 7'670	USD 22'760	USD 39'460
	Average Return	-72.13%	-36.17%	18.06%	91.77%	-28.84%	-5.17%	17.88%	31.59%
May-23	What you might get back	USD 2'790	USD 6'420	USD 11'950	USD 19'510	USD 1'820	USD 7'780	USD 21'660	USD 39'060
	Average Return	-72.11%	-35.79%	19.53%	95.08%	-28.84%	-4.90%	16.72%	31.33%
Jun-23	What you might get back	USD 2'790	USD 6'410	USD 11'790	USD 20'840	USD 1'830	USD 8'270	USD 22'390	USD 40'220
	Average Return	-72.06%	-35.93%	17.94%	108.38%	-28.83%	-3.73%	17.49%	32.10%
Jul-23	What you might get back	USD 2'790	USD 6'380	USD 11'770	USD 19'180	USD 1'830	USD 8'790	USD 22'430	USD 39'460
	Average Return	-72.06%	-36.17%	17.71%	91.77%	-28.83%	-2.54%	17.53%	31.59%
Aug-23	What you might get back	USD 2'790	USD 6'260	USD 11'790	USD 20'050	USD 1'830	USD 8'290	USD 21'900	USD 40'610
	Average Return	-72.06%	-37.43%	17.87%	100.51%	-28.83%	-3.68%	16.98%	32.35%
Sept-23	What you might get back	USD 2'790	USD 6'420	USD 11'930	USD 19'510	USD 1'830	USD 8'870	USD 21'710	USD 39'700
	Average Return	-72.06%	-35.79%	19.34%	95.06%	-28.83%	-2.37%	16.77%	31.75%
Oct-23	What you might get back	USD 2'790	USD 6'390	USD 11'810	USD 19'880	USD 1'830	USD 8'270	USD 21'830	USD 40'070
	Average Return	-72.07%	-36.12%	18.06%	98.78%	-28.83%	-3.73%	16.90%	31.99%
Nov-23	What you might get back	USD 2'790	USD 6'330	USD 11'960	USD 19'260	USD 1'830	USD 9'460	USD 21'690	USD 39'690
	Average Return	-72.07%	-36.65%	19.62%	92.64%	-28.83%	-1.11%	16.75%	31.75%
Dec-23	What you might get back	USD 2'790	USD 6'410	USD 11'810	USD 19'760	USD 1'830	USD 9'950	USD 22'180	USD 39'460
	Average Return	-72.07%	-35.91%	18.06%	97.62%	-28.83%	-0.10%	17.28%	31.59%
Jan-24	What you might get back	USD 2'790	USD 6'210	USD 11'920	USD 20'050	USD 1'830	USD 9'960	USD 22'460	USD 40'500
	Average Return	-72.09%	-37.94%	19.24%	100.51%	-28.83%	-0.08%	17.57%	32.28%
Feb-24	What you might get back	USD 2'790	USD 6'420	USD 12'200	USD 19'560	USD 1'830	USD 11'060	USD 22'100	USD 39'690
	Average Return	-72.10%	-35.79%	21.96%	95.65%	-28.83%	2.04%	17.18%	31.75%
Mar-24	What you might get back	USD 2'790	USD 6'030	USD 11'960	USD 21'440	USD 1'830	USD 11'190	USD 22'680	USD 39'380
	Average Return	-72.07%	-39.67%	19.60%	114.39%	-28.83%	2.28%	17.80%	31.54%
Apr-24	What you might get back	USD 2'790	USD 6'210	USD 12'240	USD 20'050	USD 1'830	USD 10'460	USD 23'340	USD 40'500
	Average Return	-72.06%	-37.94%	22.42%	100.51%	-28.83%	0.90%	18.48%	32.28%
May-24	What you might get back	USD 2'790	USD 6'330	USD 12'290	USD 19'260	USD 1'830	USD 11'480	USD 23'340	USD 39'690
	Average Return	-72.06%	-36.65%	22.92%	92.64%	-28.83%	2.80%	18.48%	31.75%
Jun-24	What you might get back	USD 2'790	USD 6'400	USD 12'370	USD 21'090	USD 1'830	USD 11'800	USD 23'320	USD 38'980
	Average Return	-72.06%	-36.01%	23.68%	110.88%	-28.83%	3.37%	18.45%	31.27%
Jul-24	What you might get back	USD 2'790	USD 6'210	USD 12'440	USD 20'050	USD 1'830	USD 12'900	USD 24'810	USD 40'500
	Average Return	-72.06%	-37.94%	24.41%	100.51%	-28.83%	5.22%	19.93%	32.28%
Aug-24	What you might get back	USD 3'180	USD 6'410	USD 12'310	USD 19'760	USD 1'190	USD 11'510	USD 24'740	USD 37'520
	Average Return	-68.15%	-35.91%	23.08%	97.62%	-34.64%	2.86%	19.86%	30.27%
Sept-24	What you might get back	USD 3'180	USD 6'410	USD 12'350	USD 19'760	USD 1'190	USD 11'630	USD 24'950	USD 37'520
	Average Return	-68.16%	-35.91%	23.50%	97.62%	-34.70%	3.07%	20.06%	30.27%
Oct-24	What you might get back	USD 3'180	USD 6'410	USD 12'360	USD 19'760	USD 1'180	USD 11'340	USD 25'200	USD 37'520
	Average Return	-68.17%	-35.91%	23.64%	97.62%	-34.76%	2.55%	20.31%	30.27%
Nov-24	What you might get back	USD 3'180	USD 6'410	USD 12'370	USD 19'760	USD 1'180	USD 11'750	USD 25'760	USD 37'520
	Average Return	-68.18%	-35.91%	23.68%	97.62%	-34.76%	3.28%	20.83%	30.27%
Dec-24	What you might get back	USD 3'180	USD 6'410	USD 12'380	USD 19'760	USD 1'650	USD 11'500	USD 25'760	USD 37'580
	Average Return	-68.20%	-35.91%	23.78%	97.62%	-30.22%	2.84%	20.83%	30.32%
Jan-25	What you might get back	USD 3'180	USD 6'410	USD 12'370	USD 19'760	USD 1'700	USD 11'580	USD 25'760	USD 37'560
	Average Return	-68.23%	-35.91%	23.74%	97.62%	-29.80%	2.97%	20.83%	30.30%
Feb-25	What you might get back	USD 3'180	USD 6'410	USD 12'370	USD 19'760	USD 1'800	USD 10'210	USD 25'760	USD 37'560
	Average Return	-68.23%	-35.91%	23.74%	97.62%	-29.07%	0.41%	20.83%	30.30%
Mar-25	What you might get back	USD 3'200	USD 6'410	USD 12'370	USD 19'760	USD 1'830	USD 9'350	USD 25'760	USD 37'560
	Average Return	-68.05%	-35.91%	23.74%	97.62%	-28.84%	-1.34%	20.83%	30.30%
Apr-25	What you might get back	USD 2'270	USD 6'090	USD 11'760	USD 18'770	USD 1'720	USD 9'290	USD 24'470	USD 35'680
	Average Return	-77.29%	-39.12%	17.55%	87.74%	-29.68%	-1.47%	19.60%	28.97%
May-25	What you might get back	USD 2'270	USD 6'090	USD 11'760	USD 18'770	USD 1'670	USD 10'160	USD 24'470	USD 35'680
	Average Return	-77.28%	-39.12%	17.55%	87.74%	-30.06%	0.32%	19.60%	28.97%
Jun-25	What you might get back	USD 2'270	USD 6'090	USD 11'760	USD 18'770	USD 1'670	USD 10'530	USD 24'470	USD 35'680
	Average Return	-77.27%	-39.12%	17.55%	87.74%	-30.09%	1.05%	19.60%	28.97%
Jul-25	What you might get back	USD 2'390	USD 6'410	USD 12'370	USD 19'760	USD 1'760	USD 11'370	USD 25'760	USD 37'560
	Average Return	-76.07%	-35.91%	23.74%	97.62%	-29.37%	2.60%	20.83%	30.30%
Aug-25	What you might get back	USD 2'390	USD 6'410	USD 12'370	USD 19'760	USD 1'760	USD 11'290	USD 25'760	USD 37'560
	Average Return	-76.07%	-35.91%	23.74%	97.62%	-29.37%	2.45%	20.83%	30.30%
Sept-25	What you might get back	USD 2'270	USD 6'090	USD 11'770	USD 18'770	USD 1'670	USD 11'480	USD 24'440	USD 35'680
	Average Return	-77.25%	-39.12%	17.74%	87.74%	-30.09%	2.79%	19.57%	28.97%
Oct-25	What you might get back	USD 2'270	USD 6'090	USD 11'820	USD 18'770	USD 1'670	USD 12'260	USD 23'970	USD 35'680
	Average Return	-77.26%	-39.12%	18.22%	87.74%	-30.09%	4.16%	19.11%	28.97%
Nov-25	What you might get back	USD 2'390	USD 6'410	USD 12'440	USD 19'760	USD 1'760	USD 12'170	USD 25'180	USD 37'560
	Average Return	-76.06%	-35.91%	24.45%	97.62%	-29.37%	4.00%	20.29%	30.30%
Dec-25	What you might get back	USD 2'390	USD 6'410	USD 12'540	USD 19'760	USD 1'760	USD 12'400	USD 24'960	USD 37'560
	Average Return	-76.06%	-35.91%	25.37%	97.62%	-29.38%	4.40%	20.07%	30.30%

Annex: Past Performance and Performance scenarios

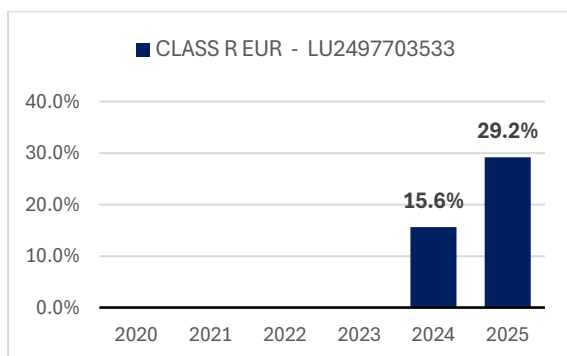
BlueBox Global Technology Fund

Share Class R (EUR) acc

LU2497703533

As of 31/12/2025

Past Performance:



Past performance is not a reliable indicator of future performance. Markets could develop very differently in the future. It can help you assess how the fund has been managed in the past. This chart shows the fund's performance as the percentage loss or gain per full year since inception.

The share class was launched on: 17/07/2024

Past performance in: EUR.

Performance scenarios (Additional information from the relevant KID available at our website www.blueboxfunds.com)

What you will get from this product depends on future market performance. Market developments in the future are uncertain and cannot be accurately predicted. The unfavourable, moderate, and favourable scenarios shown are illustrations using the worst, average, and best performance of the product and a suitable proxy over the last 10 years. Markets could develop very differently in the future. The stress scenario shows what you might get back in extreme market circumstances.

The figures shown include all the costs of the product itself, but may not include all the costs that you pay to your advisor or distributor. The figures do not take into account your personal tax situation, which may also affect how much you get back.

LU2497703533		If you exit after 1 year				If you exit after 5 years			
Reference Month	Minimum	There is no minimum guaranteed return							
		Stress	Unfavourable	Moderate	Favourable	Stress	Unfavourable	Moderate	Favourable
Aug-24	What you might get back	EUR 2'870	EUR 6'410	EUR 12'350	EUR 19'690	EUR 1'190	EUR 11'700	EUR 24'580	EUR 37'210
	Average Return	-71.28%	-35.89%	23.50%	96.89%	-34.64%	3.18%	19.70%	30.06%
Sept-24	What you might get back	EUR 2'730	EUR 6'090	EUR 11'750	EUR 18'700	EUR 1'130	EUR 11'140	EUR 23'750	EUR 35'350
	Average Return	-72.73%	-39.09%	17.46%	87.05%	-35.37%	2.18%	18.89%	28.73%
Oct-24	What you might get back	EUR 2'870	EUR 6'410	EUR 12'370	EUR 19'690	EUR 1'180	EUR 11'750	EUR 26'030	EUR 37'210
	Average Return	-71.29%	-35.89%	23.68%	96.89%	-34.76%	3.28%	21.09%	30.06%
Nov-24	What you might get back	EUR 2'870	EUR 6'410	EUR 12'390	EUR 19'690	EUR 1'180	EUR 12'510	EUR 26'340	EUR 37'210
	Average Return	-71.31%	-35.89%	23.87%	96.89%	-34.76%	4.58%	21.37%	30.06%
Dec-24	What you might get back	EUR 2'870	EUR 6'410	EUR 12'400	EUR 19'690	EUR 1'650	EUR 12'330	EUR 26'390	EUR 37'270
	Average Return	-71.33%	-35.89%	23.99%	96.89%	-30.22%	4.28%	21.42%	30.10%
Jan-25	What you might get back	EUR 2'860	EUR 6'410	EUR 12'390	EUR 19'690	EUR 1'700	EUR 12'100	EUR 27'130	EUR 37'250
	Average Return	-71.35%	-35.89%	23.94%	96.89%	-29.80%	3.88%	22.09%	30.08%
Feb-25	What you might get back	EUR 2'870	EUR 6'410	EUR 12'390	EUR 19'690	EUR 1'800	EUR 10'620	EUR 27'130	EUR 37'250
	Average Return	-71.35%	-35.89%	23.94%	96.89%	-29.07%	1.21%	22.09%	30.08%
Mar-25	What you might get back	EUR 2'880	EUR 6'410	EUR 12'390	EUR 19'690	EUR 1'830	EUR 9'340	EUR 27'130	EUR 37'250
	Average Return	-71.18%	-35.89%	23.94%	96.89%	-28.84%	-1.35%	22.09%	30.08%
Apr-25	What you might get back	EUR 2'170	EUR 6'090	EUR 11'770	EUR 18'700	EUR 1'720	EUR 8'820	EUR 25'770	EUR 35'380
	Average Return	-78.32%	-39.09%	17.74%	87.05%	-29.70%	-2.48%	20.85%	28.75%
May-25	What you might get back	EUR 2'170	EUR 6'090	EUR 11'770	EUR 18'700	EUR 1'660	EUR 9'670	EUR 25'770	EUR 35'380
	Average Return	-78.30%	-39.09%	17.74%	87.05%	-30.16%	-0.68%	20.85%	28.75%
Jun-25	What you might get back	EUR 2'170	EUR 6'090	EUR 11'770	EUR 18'700	EUR 1'620	EUR 9'620	EUR 25'770	EUR 35'380
	Average Return	-78.29%	-39.09%	17.74%	87.05%	-30.55%	-0.78%	20.85%	28.75%
Jul-25	What you might get back	EUR 2'290	EUR 6'410	EUR 12'390	EUR 19'690	EUR 1'700	EUR 10'650	EUR 27'130	EUR 37'250
	Average Return	-77.15%	-35.89%	23.94%	96.89%	-29.83%	1.26%	22.09%	30.08%
Aug-25	What you might get back	EUR 2'290	EUR 6'410	EUR 12'390	EUR 19'690	EUR 1'700	EUR 10'330	EUR 27'130	EUR 37'250
	Average Return	-77.15%	-35.89%	23.94%	96.89%	-29.83%	0.66%	22.09%	30.08%
Sept-25	What you might get back	EUR 2'170	EUR 6'090	EUR 11'770	EUR 18'700	EUR 1'620	EUR 10'470	EUR 25'480	EUR 35'380
	Average Return	-78.28%	-39.09%	17.74%	87.05%	-30.55%	0.91%	20.57%	28.75%
Oct-25	What you might get back	EUR 2'170	EUR 6'090	EUR 11'870	EUR 18'700	EUR 1'620	EUR 11'380	EUR 25'360	EUR 35'380
	Average Return	-78.29%	-39.09%	18.73%	87.05%	-30.55%	2.62%	20.46%	28.75%
Nov-25	What you might get back	EUR 2'290	EUR 6'410	EUR 12'500	EUR 19'690	EUR 1'700	EUR 11'230	EUR 26'690	EUR 37'250
	Average Return	-77.14%	-35.89%	24.98%	96.89%	-29.83%	2.36%	21.70%	30.08%
Dec-25	What you might get back	EUR 2'290	EUR 6'410	EUR 12'500	EUR 19'690	EUR 1'700	EUR 11'320	EUR 26'390	EUR 37'250
	Average Return	-77.14%	-35.89%	24.98%	96.89%	-29.83%	2.50%	21.42%	30.08%

Annex: Past Performance and Performance scenarios

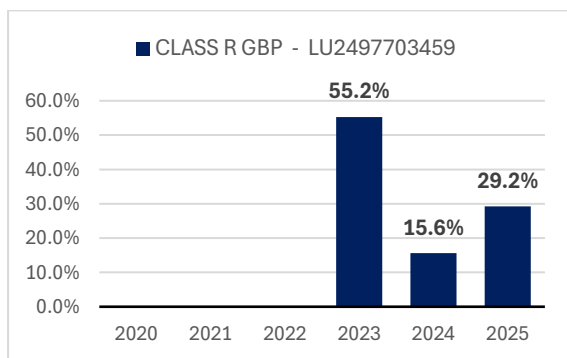
BlueBox Global Technology Fund

Share Class R (GBP) acc

LU2497703459

As of 31/12/2025

Past Performance:



Past performance is not a reliable indicator of future performance. Markets could develop very differently in the future. It can help you assess how the fund has been managed in the past. This chart shows the fund's performance as the percentage loss or gain per full year since inception.

The share class was launched on: 20/09/2022

Past performance in: GBP.

Performance scenarios (Additional information from the relevant KID available at our website www.blueboxfunds.com)

What you will get from this product depends on future market performance. Market developments in the future are uncertain and cannot be accurately predicted. The unfavourable, moderate, and favourable scenarios shown are illustrations using the worst, average, and best performance of the product and a suitable proxy over the last 10 years. Markets could develop very differently in the future. The stress scenario shows what you might get back in extreme market circumstances.

The figures shown include all the costs of the product itself, but may not include all the costs that you pay to your advisor or distributor. The figures do not take into account your personal tax situation, which may also affect how much you get back.

LU2497703459		If you exit after 1 year				If you exit after 5 years			
Reference Month	Minimum	There is no minimum guaranteed return							
		Stress	Unfavourable	Moderate	Favourable	Stress	Unfavourable	Moderate	Favourable
Mar-23	What you might get back	GBP 2'500	GBP 5'710	GBP 11'940	GBP 19'190	GBP 1'820	GBP 6'040	GBP 22'720	GBP 38'100
	Average Return	-75.03%	-42.93%	19.36%	91.91%	-28.87%	-9.58%	17.84%	30.67%
Apr-23	What you might get back	GBP 2'120	GBP 6'480	GBP 11'870	GBP 17'130	GBP 1'690	GBP 6'250	GBP 22'410	GBP 37'220
	Average Return	-7880.00%	-35.21%	18.67%	71.31%	-29.91%	-8.98%	17.52%	30.07%
May-23	What you might get back	GBP 2'120	GBP 6'500	GBP 12'060	GBP 17'760	GBP 1'690	GBP 6'330	GBP 22'080	GBP 37'760
	Average Return	-78.79%	-35.04%	20.57%	77.58%	-29.91%	-8.75%	17.16%	30.44%
Jun-23	What you might get back	GBP 2'130	GBP 6'490	GBP 11'770	GBP 18'830	GBP 1'680	GBP 6'690	GBP 22'370	GBP 38'070
	Average Return	-78.72%	-35.13%	17.68%	88.27%	-29.99%	-7.77%	17.47%	30.65%
Jul-23	What you might get back	GBP 2'130	GBP 6'480	GBP 11'750	GBP 17'270	GBP 1'680	GBP 6'940	GBP 22'080	GBP 37'520
	Average Return	-78.71%	-35.21%	17.54%	72.68%	-29.99%	-7.04%	17.16%	30.27%
Aug-23	What you might get back	GBP 2'130	GBP 6'350	GBP 11'720	GBP 18'010	GBP 1'680	GBP 6'600	GBP 21'760	GBP 38'630
	Average Return	-78.71%	-36.50%	17.19%	80.05%	-29.99%	-7.99%	16.83%	31.03%
Sept-23	What you might get back	GBP 2'130	GBP 6'500	GBP 11'810	GBP 17'760	GBP 1'680	GBP 7'240	GBP 21'290	GBP 37'760
	Average Return	-78.71%	-35.04%	18.07%	77.58%	-29.99%	-6.25%	16.31%	30.44%
Oct-23	What you might get back	GBP 2'130	GBP 6'480	GBP 11'660	GBP 17'850	GBP 1'680	GBP 6'910	GBP 21'290	GBP 38'100
	Average Return	-78.72%	-35.16%	16.58%	78.48%	-29.99%	-7.13%	16.31%	30.67%
Nov-23	What you might get back	GBP 2'130	GBP 6'410	GBP 11'650	GBP 17'480	GBP 1'680	GBP 6'800	GBP 20'790	GBP 37'750
	Average Return	-78.72%	-35.91%	16.50%	74.76%	-29.99%	-7.43%	15.76%	30.43%
Dec-23	What you might get back	GBP 2'130	GBP 6'500	GBP 11'540	GBP 17'740	GBP 1'680	GBP 7'920	GBP 21'280	GBP 37'220
	Average Return	-78.74%	-34.95%	15.44%	77.40%	-30.00%	-4.55%	16.31%	30.07%
Jan-24	What you might get back	GBP 2'500	GBP 5'890	GBP 11'810	GBP 17'860	GBP 1'830	GBP 6'980	GBP 21'730	GBP 38'210
	Average Return	-74.99%	-41.06%	18.06%	78.63%	-28.81%	-2.13%	16.79%	30.75%
Feb-24	What you might get back	GBP 2'500	GBP 6'130	GBP 12'030	GBP 17'440	GBP 1'830	GBP 10'030	GBP 21'800	GBP 37'450
	Average Return	-74.99%	-38.75%	20.32%	74.43%	-28.81%	0.06%	16.87%	30.23%
Mar-24	What you might get back	GBP 2'500	GBP 6'080	GBP 12'090	GBP 19'260	GBP 1'830	GBP 10'140	GBP 21'770	GBP 37'440
	Average Return	-74.97%	-39.23%	20.91%	92.63%	-28.81%	0.27%	16.83%	30.22%
Apr-24	What you might get back	GBP 2'500	GBP 6'400	GBP 11'950	GBP 19'060	GBP 1'830	GBP 10'100	GBP 22'430	GBP 37'840
	Average Return	-74.96%	-36.01%	19.49%	90.59%	-28.81%	0.19%	17.53%	30.50%
May-24	What you might get back	GBP 2'500	GBP 6'130	GBP 12'080	GBP 17'250	GBP 1'830	GBP 10'350	GBP 22'130	GBP 37'260
	Average Return	-74.96%	-38.75%	20.80%	72.50%	-28.81%	0.69%	17.21%	30.09%
Jun-24	What you might get back	GBP 2'500	GBP 6'070	GBP 12'280	GBP 17'050	GBP 1'830	GBP 10'730	GBP 22'300	GBP 37'040
	Average Return	-74.96%	-39.34%	22.84%	70.45%	-28.81%	1.42%	17.40%	29.94%
Jul-24	What you might get back	GBP 2'500	GBP 5'890	GBP 12'350	GBP 17'770	GBP 1'830	GBP 10'300	GBP 22'370	GBP 38'020
	Average Return	-74.96%	-41.06%	23.54%	77.73%	-28.81%	0.59%	17.47%	30.62%
Aug-24	What you might get back	GBP 3'200	GBP 6'080	GBP 12'130	GBP 19'690	GBP 1'190	GBP 10'000	GBP 23'000	GBP 37'210
	Average Return	-68.05%	-39.18%	21.33%	96.89%	-34.65%	-0.01%	18.13%	30.06%
Sept-24	What you might get back	GBP 3'190	GBP 6'080	GBP 12'270	GBP 19'690	GBP 1'190	GBP 9'900	GBP 23'040	GBP 37'210
	Average Return	-68.05%	-39.18%	22.71%	96.89%	-34.71%	-0.21%	18.16%	30.06%
Oct-24	What you might get back	GBP 3'190	GBP 6'080	GBP 12'310	GBP 19'690	GBP 1'180	GBP 10'070	GBP 23'260	GBP 37'210
	Average Return	-68.06%	-39.18%	23.08%	96.89%	-34.77%	0.13%	18.39%	30.06%
Nov-24	What you might get back	GBP 3'190	GBP 6'080	GBP 12'350	GBP 19'690	GBP 1'180	GBP 10'550	GBP 23'260	GBP 37'210
	Average Return	-68.07%	-39.18%	23.50%	96.89%	-34.77%	1.08%	18.39%	30.06%
Dec-24	What you might get back	GBP 3'190	GBP 6'080	GBP 12'360	GBP 19'690	GBP 1'650	GBP 10'480	GBP 23'260	GBP 37'270
	Average Return	-68.07%	-39.18%	23.59%	96.89%	-30.23%	0.94%	18.39%	30.10%
Jan-25	What you might get back	GBP 3'190	GBP 6'080	GBP 12'350	GBP 19'690	GBP 1'700	GBP 11'020	GBP 23'260	GBP 37'250
	Average Return	-68.09%	-39.18%	23.55%	96.89%	-29.81%	1.96%	18.39%	30.08%
Feb-25	What you might get back	GBP 3'190	GBP 6'080	GBP 12'350	GBP 19'690	GBP 1'790	GBP 10'250	GBP 23'260	GBP 37'250
	Average Return	-68.08%	-39.18%	23.55%	96.89%	-29.07%	0.50%	18.39%	30.08%
Mar-25	What you might get back	GBP 3'210	GBP 6'080	GBP 12'350	GBP 19'690	GBP 1'850	GBP 9'150	GBP 23'260	GBP 37'250
	Average Return	-67.90%	-39.18%	23.55%	96.89%	-28.68%	-1.77%	18.39%	30.08%
Apr-25	What you might get back	GBP 2'170	GBP 5'780	GBP 11'740	GBP 18'700	GBP 1'710	GBP 8'780	GBP 22'100	GBP 35'380
	Average Return	-78.29%	-42.22%	17.37%	87.05%	-29.78%	-2.56%	17.18%	28.75%
May-25	What you might get back	GBP 2'170	GBP 5'780	GBP 11'740	GBP 18'700	GBP 1'660	GBP 9'520	GBP 22'100	GBP 35'380
	Average Return	-78.28%	-42.22%	17.37%	87.05%	-30.16%	-0.98%	17.18%	28.75%
Jun-25	What you might get back	GBP 2'170	GBP 5'780	GBP 11'740	GBP 18'700	GBP 1'620	GBP 9'720	GBP 22'100	GBP 35'380
	Average Return	-78.27%	-42.22%	17.37%	87.05%	-30.53%	-0.57%	17.18%	28.75%
Jul-25	What you might get back	GBP 2'250	GBP 6'080	GBP 12'350	GBP 19'690	GBP 1'700	GBP 10'860	GBP 23'260	GBP 37'250
	Average Return	-77.13%	-39.18%	23.55%	96.89%	-29.82%	1.67%	18.39%	30.08%
Aug-25	What you might get back	GBP 2'250	GBP 6'080	GBP 12'350	GBP 19'690	GBP 1'700	GBP 10'560	GBP 23'160	GBP 37'250
	Average Return	-77.13%	-39.18%	23.55%	96.89%	-29.82%	1.10%	18.29%	30.08%
Sept-25	What you might get back	GBP 2'170	GBP 5'780	GBP 11'750	GBP 18'700	GBP 1'620	GBP 10'770	GBP 21'880	GBP 35'380
	Average Return	-78.26%	-42.22%	17.50%	87.05%	-30.53%	1.50%	16.96%	28.75%
Oct-25	What you might get back	GBP 2'170	GBP 5'780	GBP 11'760	GBP 18'700	GBP 1'620	GBP 11'790	GBP 21'880	GBP 35'380
	Average Return	-78.27%	-42.22%	17.55%	87.05%	-30.53%	3.35%	16.95%	28.75%
Nov-25	What you might get back	GBP 2'290	GBP 6'080	GBP 12'370	GBP 19'690	GBP 1'700	GBP 11'610	GBP 23'010	GBP 37'250
	Average Return	-77.13%	-39.18%	23.74%	96.89%	-29.82%	3.03%	18.14%	30.08%
Dec-25	What you might get back	GBP 2'290	GBP 6'080	GBP 12'370	GBP 19'690	GBP 1'700	GBP 11'660	GBP 22'670	GBP 37'250
	Average Return	-77.12%	-39.18%	23.74%	96.89%	-29.82%	3.11%	17.78%	30.08%

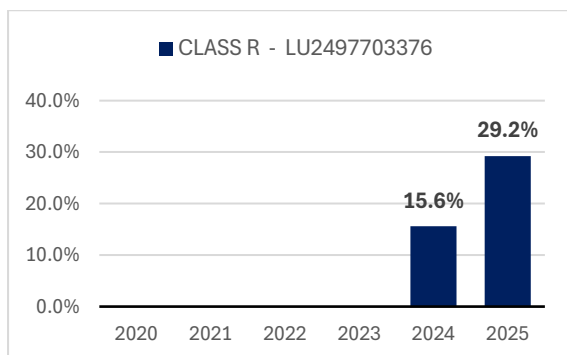
Annex: Past Performance and Performance scenarios

BlueBox Global Technology Fund Share Class R (USD) acc

LU2497703376

As of 31/12/2025

Past Performance:



Past performance is not a reliable indicator of future performance. Markets could develop very differently in the future. It can help you assess how the fund has been managed in the past. This chart shows the fund’s performance as the percentage loss or gain per full year since inception.

The share class was launched on: 20/12/2023

Past performance in: USD.

Performance scenarios (Additional information from the relevant KID available at our website www.blueboxfunds.com)

What you will get from this product depends on future market performance. Market developments in the future are uncertain and cannot be accurately predicted. The unfavourable, moderate, and favourable scenarios shown are illustrations using the worst, average, and best performance of the product and a suitable proxy over the last 10 years. Markets could develop very differently in the future. The stress scenario shows what you might get back in extreme market circumstances.

The figures shown include all the costs of the product itself, but may not include all the costs that you pay to your advisor or distributor. The figures do not take into account your personal tax situation, which may also affect how much you get back.

LU2497703376		If you exit after 1 year				If you exit after 5 years			
Reference Month	Minimum	There is no minimum guaranteed return							
		Stress	Unfavourable	Moderate	Favourable	Stress	Unfavourable	Moderate	Favourable
Mar-23	What you might get back	USD 2'490	USD 6'500	USD 11'940	USD 19'120	USD 2'300	USD 6'040	USD 22'870	USD 36'970
	Average Return	-75.11%	-35.02%	19.42%	91.20%	-254.6%	-9.58%	18.00%	29.89%
Apr-23	What you might get back	USD 2'100	USD 6'990	USD 11'870	USD 16'750	USD 1'930	USD 6'740	USD 23'240	USD 36'530
	Average Return	-78.95%	-30.10%	18.67%	67.45%	-28%	-7.58%	18.37%	29.58%
May-23	What you might get back	USD 2'110	USD 6'810	USD 11'810	USD 17'430	USD 1'880	USD 6'740	USD 22'400	USD 37'130
	Average Return	-78.94%	-31.92%	18.06%	74.35%	-28%	-7.59%	1750.00%	3000.00%
Jun-23	What you might get back	USD 2'110	USD 7'100	USD 11'790	USD 18'670	USD 1'870	USD 7'520	USD 22'700	USD 36'980
	Average Return	-78.85%	-29.03%	17.94%	85.74%	-29%	-5.55%	17.81%	29.89%
Jul-23	What you might get back	USD 2'120	USD 7'100	USD 11'750	USD 16'750	USD 1'870	USD 7'600	USD 22'300	USD 36'530
	Average Return	-78.85%	-29.03%	17.54%	67.46%	-28%	-5.33%	17.40%	29.58%
Aug-23	What you might get back	USD 2'120	USD 6'980	USD 11'720	USD 17'430	USD 1'870	USD 7'250	USD 21'990	USD 37'430
	Average Return	-78.84%	-30.24%	17.19%	74.35%	-28%	-6.24%	17.07%	30.22%
Sept-23	What you might get back	USD 2'120	USD 7'060	USD 11'810	USD 17'450	USD 1'870	USD 7'820	USD 21'710	USD 36'580
	Average Return	-78.84%	-2942.00%	18.07%	74.54%	-28%	-4.81%	16.78%	29.61%
Oct-23	What you might get back	USD 2'110	USD 7'000	USD 11'660	USD 17'360	USD 1'870	USD 7'470	USD 21'510	USD 36'670
	Average Return	-78.85%	-2995.00%	16.58%	73.59%	-29%	-5.68%	16.55%	29.68%
Nov-23	What you might get back	USD 2'110	USD 7'060	USD 11'650	USD 16'960	USD 1'870	USD 7'760	USD 21'750	USD 36'580
	Average Return	-78869600.00%	-29.42%	16.50%	69.58%	-29%	-4.96%	16.81%	29.61%
Dec-23	What you might get back	USD 2'110	USD 7'020	USD 11'570	USD 17'170	USD 1'870	USD 8'570	USD 21'290	USD 36'380
	Average Return	-78.88%	-29819600.00%	15.71%	71.72%	-29%	-3.04%	16.31%	29.47%
Jan-24	What you might get back	USD 2'490	USD 6'460	USD 11'810	USD 17'430	USD 2'410	USD 9'810	USD 22'170	USD 37'130
	Average Return	-75.09%	-3543.00%	18.06%	74.35%	-25%	-0.39%	17.26%	30.00%
Feb-24	What you might get back	USD 2'490	USD 6'680	USD 12'030	USD 17'280	USD 2'410	USD 10'870	USD 22'240	USD 36'980
	Average Return	-75.09%	-33.20%	20.32%	72.81%	-25%	1.68%	17.34%	29.61%
Mar-24	What you might get back	USD 2'490	USD 6'610	USD 12'090	USD 18'350	USD 2'410	USD 10'940	USD 22'880	USD 36'990
	Average Return	-75.07%	-33.92%	20.91%	83.55%	-25%	1.81%	18.00%	29.48%
Apr-24	What you might get back	USD 2'490	USD 6'600	USD 12'190	USD 17'430	USD 2'410	USD 10'520	USD 23'020	USD 37'130
	Average Return	-75.05%	-3403.00%	21.94%	74.35%	-25%	1.02%	18.14%	30.00%
May-24	What you might get back	USD 2'490	USD 6'820	USD 12'080	USD 16'960	USD 2'410	USD 11'490	USD 23'670	USD 36'980
	Average Return	-75.06%	-31.76%	20.80%	69.58%	-25%	2.82%	18.80%	29.61%
Jun-24	What you might get back	USD 2'490	USD 6'830	USD 12'140	USD 19'420	USD 2'410	USD 11'820	USD 23'840	USD 36'120
	Average Return	-75.06%	-31.73%	21.41%	94.24%	-25%	3.39%	18.98%	29.29%
Jul-24	What you might get back	USD 2'490	USD 6'600	USD 12'350	USD 18'660	USD 2'410	USD 16'150	USD 23'970	USD 37'130
	Average Return	-75.05%	-34.03%	23.54%	86.56%	-25%	10.06%	19.11%	30.00%
Aug-24	What you might get back	USD 3'180	USD 6'410	USD 12'310	USD 19'690	USD 1'190	USD 11'510	USD 24'580	USD 37'210
	Average Return	-68.15%	-35.89%	23.08%	96.89%	-35%	2.86%	19.70%	30.06%
Sept-24	What you might get back	USD 3'180	USD 6'410	USD 12'350	USD 19'690	USD 1'190	USD 11'630	USD 24'750	USD 37'210
	Average Return	-68.16%	-35.89%	23.50%	96.89%	-35%	3.07%	19.87%	30.06%
Oct-24	What you might get back	USD 3'180	USD 6'410	USD 12'360	USD 19'690	USD 1'180	USD 11'340	USD 25'000	USD 37'210
	Average Return	-68.17%	-35.89%	23.64%	96.89%	-34.76%	2.55%	20.11%	30.06%
Nov-24	What you might get back	USD 3'180	USD 6'410	USD 12'370	USD 19'690	USD 1'180	USD 11'750	USD 25'560	USD 37'210
	Average Return	-68.18%	-35.89%	23.68%	96.89%	-34.76%	3.28%	20.64%	30.06%
Dec-24	What you might get back	USD 3'180	USD 6'410	USD 12'380	USD 19'690	USD 1'650	USD 11'500	USD 25'560	USD 37'270
	Average Return	-68.20%	-35.89%	23.78%	96.89%	-30.22%	2.84%	20.64%	30.10%
Jan-25	What you might get back	USD 3'180	USD 6'410	USD 12'370	USD 19'690	USD 1'700	USD 11'570	USD 25'560	USD 37'250
	Average Return	-68.23%	-35.89%	23.74%	96.89%	-29.80%	2.97%	20.64%	30.08%
Feb-25	What you might get back	USD 3'180	USD 6'410	USD 12'370	USD 19'690	USD 1'800	USD 10'210	USD 25'560	USD 37'250
	Average Return	-68.23%	-35.89%	23.74%	96.89%	-29.07%	0.41%	20.64%	30.08%
Mar-25	What you might get back	USD 3'200	USD 6'410	USD 12'370	USD 19'690	USD 1'830	USD 9'350	USD 25'640	USD 37'250
	Average Return	-68.05%	-35.89%	23.74%	96.89%	-28.83%	-1.34%	20.72%	30.08%
Apr-25	What you might get back	USD 2'270	USD 6'090	USD 11'760	USD 18'700	USD 1'720	USD 9'280	USD 24'360	USD 35'380
	Average Return	-77.29%	-39.09%	17.55%	87.05%	-29.68%	-1.47%	19.49%	28.75%
May-25	What you might get back	USD 2'270	USD 6'090	USD 11'760	USD 18'700	USD 1'670	USD 10'160	USD 24'360	USD 35'380
	Average Return	-77.28%	-39.09%	17.55%	87.05%	-30.06%	0.32%	19.49%	28.75%
Jun-25	What you might get back	USD 2'270	USD 6'090	USD 11'760	USD 18'700	USD 1'670	USD 10'530	USD 24'360	USD 35'380
	Average Return	-77.27%	-39.09%	17.55%	87.05%	-30.09%	1.04%	19.49%	28.75%
Jul-25	What you might get back	USD 2'390	USD 6'410	USD 12'370	USD 19'690	USD 1'760	USD 11'370	USD 25'640	USD 37'250
	Average Return	-76.07%	-35.89%	23.74%	96.89%	-29.37%	2.60%	20.72%	30.08%
Aug-25	What you might get back	USD 2'390	USD 6'410	USD 12'370	USD 19'690	USD 1'760	USD 11'280	USD 25'640	USD 37'250
	Average Return	-76.07%	-35.89%	23.74%	96.89%	-29.37%	2.45%	20.72%	30.08%
Sept-25	What you might get back	USD 2'270	USD 6'090	USD 11'770	USD 18'700	USD 1'670	USD 11'470	USD 24'280	USD 35'380
	Average Return	-77.25%	-39.09%	17.74%	87.05%	-30.09%	2.79%	19.41%	28.75%
Oct-25	What you might get back	USD 2'270	USD 6'090	USD 11'820	USD 18'700	USD 1'670	USD 12'260	USD 23'820	USD 35'380
	Average Return	-77.26%	-39.09%	18.20%	87.05%	-30.09%	4.15%	18.96%	28.75%
Nov-25	What you might get back	USD 2'390	USD 6'410	USD 12'440	USD 19'690	USD 1'760	USD 12'160	USD 25'680	USD 37'250
	Average Return	-76.06%	-35.89%	24.42%	96.89%	-29.37%	4.00%	20.18%	30.08%
Dec-25	What you might get back	USD 2'390	USD 6'410	USD 12'500	USD 19'690	USD 1'760	USD 12'400	USD 24'950	USD 37'250
	Average Return	-76.05%	-35.89%	24.98%	96.89%	-29.38%	4.40%	20.06%	30.08%

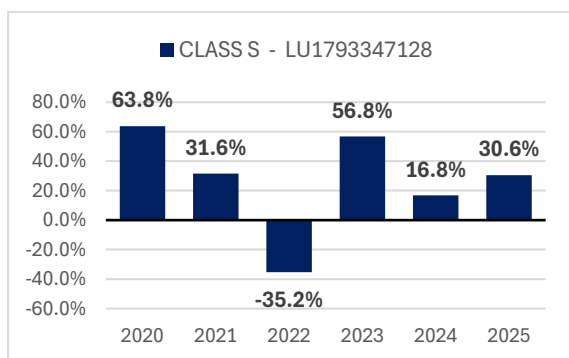
Annex: Past Performance and Performance scenarios

BlueBox Global Technology Fund Share Class S (USD) acc

LU1793347128

As of 31/12/2025

Past Performance:



Past performance is not a reliable indicator of future performance. Markets could develop very differently in the future. It can help you assess how the fund has been managed in the past. This chart shows the fund's performance as the percentage loss or gain per full year since inception.

The share class was launched on: 29/03/2018

Past performance in: USD.

Performance scenarios (Additional information from the relevant KID available at our website www.blueboxfunds.com)

What you will get from this product depends on future market performance. Market developments in the future are uncertain and cannot be accurately predicted. The unfavourable, moderate, and favourable scenarios shown are illustrations using the worst, average, and best performance of the product and a suitable proxy over the last 10 years. Markets could develop very differently in the future. The stress scenario shows what you might get back in extreme market circumstances.

The figures shown include all the costs of the product itself, but may not include all the costs that you pay to your advisor or distributor. The figures do not take into account your personal tax situation, which may also affect how much you get back.

LU1793347128		If you exit after 1 year				If you exit after 5 years			
Reference Month	Minimum	There is no minimum guaranteed return							
		Stress	Unfavourable	Moderate	Favourable	Stress	Unfavourable	Moderate	Favourable
Mar-23	What you might get back	USD 2'770	USD 5'820	USD 11'880	USD 21'260	USD 1'820	USD 6'100	USD 22'470	USD 40'090
	Average Return	-72.29%	-41.76%	18.81%	112.57%	-28.85%	-9.43%	17.58%	32.01%
Apr-23	What you might get back	USD 2'790	USD 6'450	USD 11'810	USD 19'300	USD 1'820	USD 7'710	USD 22'800	USD 39'700
	Average Return	-72.12%	-35.50%	18.06%	92.99%	-28.84%	-5.06%	17.92%	31.75%
May-23	What you might get back	USD 2'790	USD 6'270	USD 11'800	USD 20'180	USD 1'830	USD 8'520	USD 22'290	USD 40'750
	Average Return	-72.05%	-37.29%	17.97%	101.77%	-28.83%	-3.15%	17.39%	32.44%
Jun-23	What you might get back	USD 2'790	USD 6'470	USD 11'790	USD 20'950	USD 1'830	USD 8'740	USD 22'360	USD 40'630
	Average Return	-72.05%	-35.26%	17.94%	109.50%	-28.83%	-2.67%	17.46%	32.37%
Jul-23	What you might get back	USD 2'790	USD 6'450	USD 11'770	USD 19'300	USD 1'830	USD 9'140	USD 22'350	USD 39'700
	Average Return	-72.05%	-35.50%	17.71%	92.99%	-28.83%	-1.79%	17.45%	31.75%
Aug-23	What you might get back	USD 2'800	USD 6'320	USD 11'790	USD 20'180	USD 1'830	USD 8'560	USD 22'150	USD 40'860
	Average Return	-72.05%	-36.77%	17.93%	101.77%	-28.83%	-3.05%	17.24%	32.51%
Sept-23	What you might get back	USD 2'800	USD 6'490	USD 11'930	USD 19'630	USD 1'830	USD 8'540	USD 21'810	USD 39'940
	Average Return	-72.05%	-35.12%	19.34%	96.28%	-28.83%	-3.10%	16.87%	31.91%
Oct-23	What you might get back	USD 2'790	USD 6'460	USD 11'810	USD 20'000	USD 1'830	USD 8'060	USD 22'080	USD 40'310
	Average Return	-72.05%	-35.45%	18.06%	100.04%	-28.83%	-4.23%	17.16%	32.16%
Nov-23	What you might get back	USD 2'790	USD 6'400	USD 11'850	USD 20'860	USD 1'830	USD 9'180	USD 22'450	USD 40'840
	Average Return	-72.06%	-35.97%	18.50%	108.58%	-28.83%	-1.70%	17.56%	32.50%
Dec-23	What you might get back	USD 2'790	USD 6'480	USD 11'810	USD 19'890	USD 1'830	USD 10'150	USD 22'790	USD 39'700
	Average Return	-72.08%	-35.24%	18.06%	98.87%	-28.83%	0.31%	17.91%	31.75%
Jan-24	What you might get back	USD 2'790	USD 6'270	USD 11'870	USD 20'180	USD 1'830	USD 10'620	USD 22'930	USD 40'750
	Average Return	-72.08%	-37.29%	18.68%	101.77%	-28.83%	1.21%	18.05%	32.44%
Feb-24	What you might get back	USD 2'790	USD 6'490	USD 12'200	USD 19'690	USD 1'830	USD 11'370	USD 22'560	USD 39'930
	Average Return	-72.08%	-35.12%	21.96%	96.87%	-28.83%	2.61%	17.67%	31.91%
Mar-24	What you might get back	USD 2'790	USD 6'780	USD 11'870	USD 20'050	USD 1'830	USD 11'720	USD 23'200	USD 41'250
	Average Return	-72.06%	-32.19%	18.73%	100.52%	-28.83%	3.22%	18.33%	32.77%
Apr-24	What you might get back	USD 2'800	USD 6'270	USD 12'260	USD 20'180	USD 1'830	USD 11'010	USD 23'310	USD 40'750
	Average Return	-72.05%	-37.29%	22.60%	101.77%	-28.83%	1.94%	18.44%	32.44%
May-24	What you might get back	USD 2'790	USD 6'630	USD 12'150	USD 20'060	USD 1'830	USD 11'350	USD 24'870	USD 42'560
	Average Return	-72.05%	-33.69%	21.53%	100.60%	-28.83%	2.56%	19.99%	33.60%
Jun-24	What you might get back	USD 2'790	USD 6'470	USD 12'390	USD 21'220	USD 1'830	USD 12'310	USD 23'970	USD 39'390
	Average Return	-72.05%	-35.34%	23.86%	112.19%	-28.83%	4.24%	19.11%	31.55%
Jul-24	What you might get back	USD 2'790	USD 6'250	USD 12'240	USD 20'160	USD 1'830	USD 12'710	USD 24'800	USD 39'760
	Average Return	-72.05%	-37.53%	22.43%	101.59%	-28.83%	4.91%	19.92%	31.79%
Aug-24	What you might get back	USD 3'190	USD 6'480	USD 12'430	USD 19'890	USD 1'190	USD 11'830	USD 25'840	USD 39'120
	Average Return	-68.15%	-35.24%	24.31%	98.87%	-34.64%	3.41%	20.91%	31.37%
Sept-24	What you might get back	USD 3'180	USD 6'480	USD 12'470	USD 19'890	USD 1'190	USD 11'960	USD 26'020	USD 39'120
	Average Return	-68.16%	-35.24%	24.74%	98.87%	-34.70%	3.64%	21.08%	31.37%
Oct-24	What you might get back	USD 3'180	USD 6'480	USD 12'490	USD 19'890	USD 1'180	USD 11'670	USD 26'280	USD 39'120
	Average Return	-68.16%	-35.24%	24.88%	98.87%	-34.76%	3.14%	21.32%	31.37%
Nov-24	What you might get back	USD 3'180	USD 6'480	USD 12'490	USD 19'890	USD 1'180	USD 12'100	USD 26'870	USD 39'120
	Average Return	-68.18%	-35.24%	24.93%	98.87%	-34.76%	3.89%	21.86%	31.37%
Dec-24	What you might get back	USD 3'180	USD 6'480	USD 12'500	USD 19'890	USD 1'650	USD 11'680	USD 26'870	USD 39'180
	Average Return	-68.20%	-35.24%	25.03%	98.87%	-30.22%	3.15%	21.86%	31.41%
Jan-25	What you might get back	USD 3'180	USD 6'480	USD 12'500	USD 19'890	USD 1'700	USD 11'690	USD 26'870	USD 39'160
	Average Return	-68.23%	-35.24%	24.99%	98.87%	-29.80%	3.18%	21.86%	31.39%
Feb-25	What you might get back	USD 3'180	USD 6'480	USD 12'500	USD 19'890	USD 1'800	USD 10'310	USD 26'870	USD 39'160
	Average Return	-68.22%	-35.24%	24.99%	98.87%	-29.07%	0.61%	21.86%	31.39%
Mar-25	What you might get back	USD 3'200	USD 6'480	USD 12'500	USD 19'890	USD 1'830	USD 9'440	USD 26'960	USD 39'160
	Average Return	-68.05%	-35.24%	24.99%	98.87%	-28.83%	-1.14%	21.94%	31.39%
Apr-25	What you might get back	USD 2'270	USD 6'150	USD 11'870	USD 18'890	USD 1'720	USD 9'390	USD 25'610	USD 37'200
	Average Return	-77.28%	-38.48%	18.74%	88.93%	-29.68%	-1.26%	20.70%	30.05%
May-25	What you might get back	USD 2'270	USD 6'150	USD 11'870	USD 18'890	USD 1'670	USD 10'280	USD 25'610	USD 37'200
	Average Return	-77.28%	-38.48%	18.74%	88.93%	-30.05%	0.56%	20.70%	30.05%
Jun-25	What you might get back	USD 2'270	USD 6'150	USD 11'870	USD 18'890	USD 1'670	USD 10'640	USD 25'610	USD 37'200
	Average Return	-77.27%	-38.48%	18.74%	88.93%	-30.09%	1.25%	20.70%	30.05%
Jul-25	What you might get back	USD 2'390	USD 6'480	USD 12'500	USD 19'890	USD 1'760	USD 11'490	USD 26'960	USD 39'160
	Average Return	-76.07%	-35.24%	24.99%	98.87%	-29.37%	2.82%	21.94%	31.39%
Aug-25	What you might get back	USD 2'390	USD 6'480	USD 12'500	USD 19'890	USD 1'760	USD 11'420	USD 26'960	USD 39'160
	Average Return	-76.07%	-35.24%	24.99%	98.87%	-29.37%	2.69%	21.94%	31.39%
Sept-25	What you might get back	USD 2'280	USD 6'150	USD 11'890	USD 18'890	USD 1'670	USD 11'620	USD 25'520	USD 37'200
	Average Return	-77.25%	-38.48%	18.94%	88.93%	-30.09%	3.05%	20.61%	30.05%
Oct-25	What you might get back	USD 2'270	USD 6'150	USD 11'940	USD 18'890	USD 1'670	USD 12'420	USD 25'050	USD 37'200
	Average Return	-77.26%	-38.48%	19.42%	88.93%	-30.09%	4.44%	20.16%	30.05%
Nov-25	What you might get back	USD 2'390	USD 6'480	USD 12'570	USD 19'890	USD 1'760	USD 12'340	USD 26'370	USD 39'160
	Average Return	-76.06%	-35.24%	25.70%	98.87%	-29.37%	4.30%	21.40%	31.39%
Dec-25	What you might get back	USD 2'390	USD 6'480	USD 12'620	USD 19'890	USD 1'760	USD 12'590	USD 26'240	USD 39'160
	Average Return	-76.05%	-35.24%	26.23%	98.87%	-29.37%	4.72%	21.28%	31.39%