

Annex: Past Performance and Performance scenarios

BlueBox Precision Medicine Fund
As of 31/03/2026

List of Share Classes:

[LU2519375245 - Share Class A \(GBP\) acc](#)

[LU2519372499 - Share Class A \(USD\) acc](#)

[LU2519374511 - Share Class C \(USD\) acc](#)

[LU2519373547 - Share Class I \(USD\) acc](#)

[LU2519372739 - Share Class R \(USD\) acc](#)

[LU2519375591 - Share Class S \(USD\) acc](#)

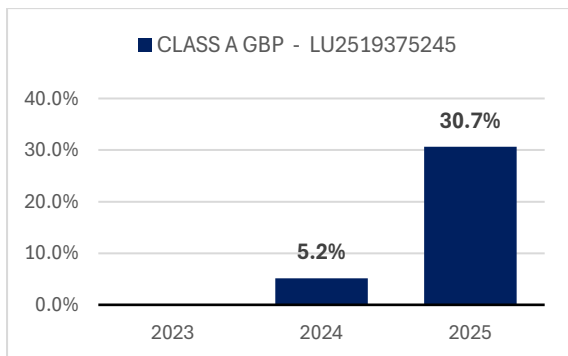
Annex: Past Performance and Performance scenarios

**BlueBox Precision Medicine Fund
Share Class A (GBP) acc**

LU2519375245

As of 31/03/2026

Past Performance:



Past performance is not a reliable indicator of future performance. Markets could develop very differently in the future. It can help you assess how the fund has been managed in the past. This chart shows the fund's performance as the percentage loss or gain per full year since inception.

The share class was launched on: 07/08/2023.

Past performance in: GBP.



Performance scenarios (Additional information from the relevant KID available at our website www.blueboxfunds.com)

What you will get from this product depends on future market performance. Market developments in the future are uncertain and cannot be accurately predicted. The unfavourable, moderate, and favourable scenarios shown are illustrations using the worst, average, and best performance of the product and a suitable proxy over the last 10 years. Markets could develop very differently in the future. The stress scenario shows what you might get back in extreme market circumstances.

The figures shown include all the costs of the product itself, but may not include all the costs that you pay to your advisor or distributor. The figures do not take into account your personal tax situation, which may also affect how much you get back.

LU2519375245		If you exit after 1 year				If you exit after 5 years			
Reference Month	Minimum	There is no minimum guaranteed return							
		Stress	Unfavourable	Moderate	Favourable	Stress	Unfavourable	Moderate	Favourable
Jan-24	What you might get back	GBP 3'000	GBP 6'710	GBP 10'870	GBP 15'460	GBP 2'000	GBP 8'890	GBP 12'630	GBP 19'920
	Average Return	-69.98%	-32.87%	8.75%	54.57%	-27.49%	-2.32%	4.79%	14.77%
Feb-24	What you might get back	GBP 3'000	GBP 6'620	GBP 10'890	GBP 16'240	GBP 2'000	GBP 9'060	GBP 12'660	GBP 19'990
	Average Return	-69.98%	-33.84%	8.94%	62.44%	-27.49%	-1.96%	4.83%	14.86%
Mar-24	What you might get back	GBP 3'000	GBP 7'080	GBP 10'750	GBP 15'280	GBP 2'000	GBP 9'100	GBP 12'570	GBP 20'480
	Average Return	-69.98%	-29.18%	7.48%	52.78%	-27.49%	-1.86%	4.68%	15.42%
Apr-24	What you might get back	GBP 3'000	GBP 6'740	GBP 10'840	GBP 16'060	GBP 2'000	GBP 8'120	GBP 12'940	GBP 19'370
	Average Return	-69.98%	-32.63%	8.39%	60.59%	-27.49%	-4.07%	5.29%	14.14%
May-24	What you might get back	GBP 3'000	GBP 6'670	GBP 10'880	GBP 15'380	GBP 2'000	GBP 9'340	GBP 12'510	GBP 19'990
	Average Return	-69.97%	-33.25%	8.83%	53.83%	-27.49%	-1.35%	4.59%	14.86%
Jun-24	What you might get back	GBP 3'000	GBP 6'960	GBP 10'970	GBP 14'710	GBP 2'000	GBP 8'810	GBP 12'760	GBP 19'440
	Average Return	-69.96%	-30.38%	9.66%	47.14%	-27.49%	-2.50%	5.00%	14.22%
Jul-24	What you might get back	GBP 2'800	GBP 6'570	GBP 12'370	GBP 20'020	GBP 1'960	GBP 11'470	GBP 27'470	GBP 43'140
	Average Return	-72.04%	-34.31%	23.74%	100.17%	-27.80%	2.78%	22.40%	33.96%
Aug-24	What you might get back	GBP 4'980	GBP 8'170	GBP 10'580	GBP 13'070	GBP 3'690	GBP 10'580	GBP 13'490	GBP 17'540
	Average Return	-50.20%	-18.34%	5.79%	30.68%	-18.09%	1.14%	6.17%	11.90%
Sept-24	What you might get back	GBP 4'980	GBP 8'170	GBP 10'580	GBP 13'070	GBP 3'680	GBP 10'200	GBP 13'490	GBP 17'540
	Average Return	-50.21%	-18.34%	5.79%	30.68%	-18.12%	0.40%	6.17%	11.90%
Oct-24	What you might get back	GBP 5'330	GBP 8'170	GBP 10'590	GBP 13'550	GBP 3'680	GBP 10'530	GBP 13'830	GBP 17'540
	Average Return	-46.71%	-18.34%	5.89%	35.45%	-18.10%	1.05%	6.70%	11.90%
Nov-24	What you might get back	GBP 5'310	GBP 8'170	GBP 10'590	GBP 13'550	GBP 3'680	GBP 10'670	GBP 13'850	GBP 17'540
	Average Return	-46.93%	-18.34%	5.93%	35.45%	-18.14%	1.31%	6.74%	11.90%
Dec-24	What you might get back	GBP 5'280	GBP 8'170	GBP 10'630	GBP 13'550	GBP 3'670	GBP 10'170	GBP 13'850	GBP 17'540
	Average Return	-47.16%	-18.35%	6.34%	35.45%	-18.18%	0.33%	6.73%	11.89%
Jan-25	What you might get back	GBP 5'280	GBP 8'170	GBP 10'700	GBP 13'550	GBP 3'660	GBP 10'640	GBP 13'860	GBP 17'530
	Average Return	-47.18%	-18.35%	7.03%	35.45%	-18.22%	1.25%	6.74%	11.89%
Feb-25	What you might get back	GBP 5'280	GBP 8'170	GBP 10'700	GBP 13'550	GBP 3'650	GBP 9'700	GBP 13'920	GBP 17'530
	Average Return	-47.19%	-18.35%	7.03%	35.45%	-18.28%	-0.60%	6.84%	11.89%
Mar-25	What you might get back	GBP 5'270	GBP 8'170	GBP 10'700	GBP 13'550	GBP 3'660	GBP 8'440	GBP 13'920	GBP 17'530
	Average Return	-47.29%	-18.35%	7.03%	35.45%	-18.23%	-3.33%	6.84%	11.89%
Apr-25	What you might get back	GBP 3'040	GBP 7'760	GBP 10'170	GBP 12'870	GBP 3'270	GBP 8'230	GBP 13'230	GBP 16'660
	Average Return	-69.61%	-22.43%	1.68%	28.68%	-20.01%	-3.81%	5.75%	10.75%
May-25	What you might get back	GBP 3'010	GBP 7'760	GBP 10'170	GBP 12'870	GBP 2'420	GBP 7'610	GBP 13'230	GBP 16'660
	Average Return	-69.90%	-22.43%	1.68%	28.68%	-24.72%	-5.33%	5.75%	10.75%
Jun-25	What you might get back	GBP 3'010	GBP 7'780	GBP 10'170	GBP 12'870	GBP 1'940	GBP 7'600	GBP 13'330	GBP 16'880
	Average Return	-69.89%	-22.23%	1.69%	28.68%	-27.98%	-5.34%	5.92%	11.03%
Jul-25	What you might get back	GBP 3'170	GBP 8'190	GBP 10'700	GBP 13'550	GBP 2'040	GBP 8'500	GBP 14'030	GBP 17'760
	Average Return	-68.28%	-18.14%	7.04%	35.45%	-27.21%	-3.20%	7.01%	12.18%
Aug-25	What you might get back	GBP 3'170	GBP 8'190	GBP 10'700	GBP 13'550	GBP 2'040	GBP 8'860	GBP 14'030	GBP 17'760
	Average Return	-68.29%	-18.14%	7.04%	35.45%	-27.20%	-2.39%	7.01%	12.18%
Sept-25	What you might get back	GBP 3'010	GBP 7'810	GBP 10'170	GBP 12'870	GBP 1'950	GBP 8'650	GBP 13'560	GBP 17'200
	Average Return	-69.86%	-21.93%	1.69%	28.68%	-27.92%	-2.85%	6.28%	11.46%
Oct-25	What you might get back	GBP 3'020	GBP 7'810	GBP 10'230	GBP 12'870	GBP 1'950	GBP 10'190	GBP 13'560	GBP 17'200
	Average Return	-69.84%	-21.93%	2.33%	28.68%	-27.90%	0.38%	6.28%	11.46%
Nov-25	What you might get back	GBP 3'170	GBP 8'220	GBP 10'790	GBP 13'550	GBP 2'050	GBP 10'730	GBP 14'350	GBP 18'110
	Average Return	-68.25%	-17.82%	7.92%	35.45%	-27.13%	1.42%	7.49%	12.61%
Dec-25	What you might get back	GBP 3'180	GBP 8'230	GBP 10'840	GBP 13'550	GBP 2'060	GBP 10'760	GBP 14'350	GBP 18'200
	Average Return	-68.23%	-17.74%	8.38%	35.45%	-27.12%	1.48%	7.49%	12.73%
Jan-26	What you might get back	GBP 3'180	GBP 8'230	GBP 10'860	GBP 13'550	GBP 2'060	GBP 10'760	GBP 14'240	GBP 18'200
	Average Return	-68.21%	-17.74%	8.62%	35.45%	-27.11%	1.48%	7.32%	12.73%
Feb-26	What you might get back	GBP 3'180	GBP 8'230	GBP 10'870	GBP 13'550	GBP 2'060	GBP 10'760	GBP 14'240	GBP 18'200
	Average Return	-68.21%	-17.74%	8.66%	35.45%	-27.10%	1.48%	7.32%	12.73%
Mar-26	What you might get back	GBP 3'360	GBP 8'230	GBP 10'870	GBP 13'550	GBP 2'080	GBP 10'760	GBP 14'230	GBP 18'200
	Average Return	-66.36%	-17.74%	8.66%	35.45%	-26.93%	1.48%	7.32%	12.73%

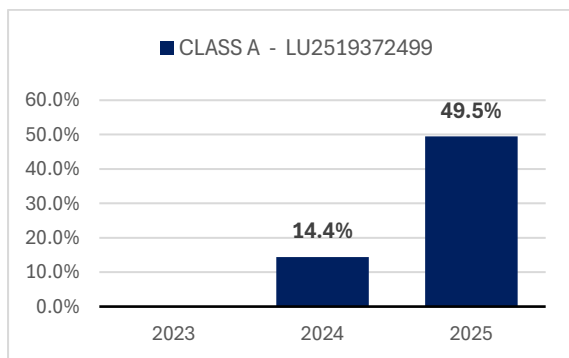
Annex: Past Performance and Performance scenarios

**BlueBox Precision Medicine Fund
Share Class A (USD) acc**

LU2519372499

As of 31/03/2026

Past Performance:



Past performance is not a reliable indicator of future performance. Markets could develop very differently in the future. It can help you assess how the fund has been managed in the past. This chart shows the fund's performance as the percentage loss or gain per full year since inception.

The share class was launched on: 14/06/2023.

Past performance in: USD.

Performance scenarios (Additional information from the relevant KID available at our website www.blueboxfunds.com)



What you will get from this product depends on future market performance. Market developments in the future are uncertain and cannot be accurately predicted. The unfavourable, moderate, and favourable scenarios shown are illustrations using the worst, average, and best performance of the product and a suitable proxy over the last 10 years. Markets could develop very differently in the future. The stress scenario shows what you might get back in extreme market circumstances.

The figures shown include all the costs of the product itself, but may not include all the costs that you pay to your advisor or distributor. The figures do not take into account your personal tax situation, which may also affect how much you get back.

LU2519372499		If you exit after 1 year				If you exit after 5 years			
Reference Month	Minimum	There is no minimum guaranteed return							
		Stress	Unfavourable	Moderate	Favourable	Stress	Unfavourable	Moderate	Favourable
Mar-23	What you might get back	USD 3'000	USD 6'530	USD 10'960	USD 16'440	USD 2'000	USD 5'820	USD 13'290	USD 22'630
	Average Return	-70.00%	-34.69%	9.58%	64.42%	-27.50%	-10.25%	5.85%	17.74%
Apr-23	What you might get back	USD 3'000	USD 6'960	USD 10'990	USD 15'320	USD 2'000	USD 7'960	USD 13'080	USD 19'440
	Average Return	-69.97%	-30.35%	9.92%	53.21%	-27.49%	-4.45%	5.52%	14.22%
May-23	What you might get back	USD 3'000	USD 6'710	USD 10'990	USD 15'460	USD 2'000	USD 8'000	USD 12'860	USD 19'920
	Average Return	-69.97%	-32.87%	9.86%	54.57%	-27.49%	-4.37%	5.16%	14.77%
Jun-23	What you might get back	USD 3'000	USD 6'930	USD 11'010	USD 16'590	USD 2'000	USD 7'810	USD 13'000	USD 21'210
	Average Return	-69.97%	-30.73%	10.14%	65.89%	-27.49%	-4.83%	5.39%	16.23%
Jul-23	What you might get back	USD 3'000	USD 6'960	USD 10'990	USD 15'320	USD 2'000	USD 8'220	USD 12'840	USD 19'440
	Average Return	-69.97%	-30.38%	9.89%	53.21%	-27.49%	-3.84%	5.13%	14.22%
Aug-23	What you might get back	USD 3'000	USD 6'470	USD 10'890	USD 15'580	USD 2'000	USD 7'830	USD 12'680	USD 20'630
	Average Return	-69.97%	-35.32%	8.85%	55.75%	-27.49%	-4.77%	4.86%	15.59%
Sept-23	What you might get back	USD 3'000	USD 6'590	USD 10'960	USD 15'850	USD 2'000	USD 7'960	USD 12'620	USD 19'840
	Average Return	-69.97%	-34.11%	9.59%	58.54%	-27.49%	-4.46%	4.77%	14.68%
Oct-23	What you might get back	USD 3'010	USD 7'070	USD 10'970	USD 15'170	USD 2'000	USD 7'160	USD 12'770	USD 19'490
	Average Return	-69.95%	-29.25%	9.66%	51.71%	-27.49%	-6.45%	5.01%	14.27%
Nov-23	What you might get back	USD 3'000	USD 6'670	USD 10'930	USD 16'240	USD 2'000	USD 7'500	USD 12'520	USD 19'990
	Average Return	-69.95%	-33.25%	9.27%	62.44%	-27.49%	-5.60%	4.61%	14.86%
Dec-23	What you might get back	USD 3'000	USD 6'960	USD 10'980	USD 15'250	USD 2'000	USD 8'880	USD 12'670	USD 19'440
	Average Return	-69.97%	-30.35%	9.79%	52.47%	-27.49%	-2.34%	4.54%	14.22%
Jan-24	What you might get back	USD 3'000	USD 6'710	USD 10'870	USD 15'460	USD 2'000	USD 8'680	USD 12'630	USD 19'920
	Average Return	-69.97%	-32.87%	8.69%	54.57%	-27.49%	-2.78%	4.79%	14.77%
Feb-24	What you might get back	USD 3'000	USD 6'620	USD 10'830	USD 16'240	USD 2'000	USD 9'060	USD 12'680	USD 19'990
	Average Return	-69.97%	-33.84%	8.28%	62.44%	-27.49%	-1.96%	4.86%	14.86%
Mar-24	What you might get back	USD 3'000	USD 7'080	USD 10'780	USD 15'280	USD 2'000	USD 9'060	USD 12'570	USD 20'480
	Average Return	-69.97%	-29.18%	7.83%	52.78%	-27.49%	-1.95%	4.68%	15.42%
Apr-24	What you might get back	USD 3'000	USD 6'710	USD 10'820	USD 15'460	USD 2'000	USD 8'820	USD 12'630	USD 19'920
	Average Return	-69.96%	-32.87%	8.24%	54.57%	-27.49%	-2.47%	4.79%	14.77%
May-24	What you might get back	USD 3'000	USD 6'670	USD 10'900	USD 15'380	USD 2'000	USD 9'340	USD 12'510	USD 19'990
	Average Return	-69.96%	-33.25%	9.01%	53.83%	-27.49%	-1.37%	4.59%	14.86%
Jun-24	What you might get back	USD 3'000	USD 6'830	USD 10'920	USD 15'650	USD 2'000	USD 8'230	USD 12'630	USD 18'940
	Average Return	-69.96%	-31.74%	9.16%	56.50%	-27.49%	-3.81%	4.78%	13.62%
Jul-24	What you might get back	USD 3'000	USD 6'710	USD 10'820	USD 15'180	USD 2'000	USD 9'140	USD 12'630	USD 19'920
	Average Return	-69.96%	-32.87%	8.24%	51.79%	-27.49%	-1.79%	4.79%	14.77%
Aug-24	What you might get back	USD 4'590	USD 8'170	USD 10'520	USD 13'070	USD 3'360	USD 10'670	USD 13'490	USD 17'540
	Average Return	-54.08%	-18.34%	5.24%	30.68%	-19.60%	1.31%	6.17%	11.90%
Sept-24	What you might get back	USD 4'590	USD 8'170	USD 10'520	USD 13'270	USD 3'350	USD 10'670	USD 13'490	USD 17'540
	Average Return	-54.09%	-18.34%	5.24%	32.66%	-19.63%	1.31%	6.17%	11.90%
Oct-24	What you might get back	USD 5'090	USD 8'170	USD 10'550	USD 14'350	USD 3'360	USD 10'600	USD 13'710	USD 17'540
	Average Return	-49.08%	-18.34%	5.51%	43.50%	-19.62%	1.18%	6.52%	11.90%
Nov-24	What you might get back	USD 5'020	USD 8'170	USD 10'580	USD 14'350	USD 3'350	USD 10'670	USD 13'820	USD 17'540
	Average Return	-49.82%	-18.34%	5.79%	43.50%	-19.66%	1.31%	6.69%	11.90%
Dec-24	What you might get back	USD 5'020	USD 8'170	USD 10'580	USD 14'350	USD 3'340	USD 9'970	USD 13'820	USD 17'540
	Average Return	-49.77%	-18.35%	5.78%	43.50%	-19.71%	-0.06%	6.68%	11.89%
Jan-25	What you might get back	USD 5'020	USD 8'170	USD 10'590	USD 14'350	USD 3'330	USD 10'350	USD 13'820	USD 17'530
	Average Return	-49.79%	-18.35%	5.88%	43.50%	-19.73%	0.69%	6.68%	11.89%
Feb-25	What you might get back	USD 5'020	USD 8'170	USD 10'590	USD 14'350	USD 3'330	USD 9'660	USD 13'820	USD 17'530
	Average Return	-49.80%	-18.35%	5.88%	43.50%	-19.73%	-0.69%	6.68%	11.89%
Mar-25	What you might get back	USD 5'020	USD 8'170	USD 10'590	USD 14'350	USD 3'390	USD 8'630	USD 13'820	USD 17'530
	Average Return	-49.85%	-18.35%	5.88%	43.50%	-19.47%	-2.91%	6.68%	11.89%
Apr-25	What you might get back	USD 2'840	USD 7'760	USD 10'060	USD 13'630	USD 2'980	USD 8'700	USD 13'130	USD 16'660
	Average Return	-71.58%	-22.43%	0.59%	36.33%	-21.49%	-2.74%	5.59%	10.75%
May-25	What you might get back	USD 2'810	USD 7'760	USD 10'060	USD 13'630	USD 2'260	USD 8'120	USD 13'130	USD 16'660
	Average Return	-71.90%	-22.43%	0.59%	36.33%	-25.71%	-4.08%	5.59%	10.75%
Jun-25	What you might get back	USD 2'810	USD 7'780	USD 10'080	USD 13'630	USD 1'900	USD 8'240	USD 13'260	USD 16'880
	Average Return	-71.89%	-22.23%	0.85%	36.33%	-28.25%	-3.79%	5.80%	11.03%
Jul-25	What you might get back	USD 2'960	USD 8'190	USD 10'620	USD 14'350	USD 2'000	USD 8'760	USD 13'950	USD 17'760
	Average Return	-70.38%	-18.14%	6.16%	43.50%	-27.50%	-2.62%	6.89%	12.18%
Aug-25	What you might get back	USD 2'960	USD 8'190	USD 10'620	USD 14'350	USD 2'010	USD 9'240	USD 13'950	USD 17'760
	Average Return	-70.39%	-18.14%	6.16%	43.50%	-27.47%	-1.57%	6.89%	12.18%
Sept-25	What you might get back	USD 2'810	USD 7'810	USD 10'120	USD 13'630	USD 1'910	USD 8'990	USD 13'450	USD 17'200
	Average Return	-71.86%	-21.93%	1.23%	36.33%	-28.21%	-2.10%	6.11%	11.46%
Oct-25	What you might get back	USD 2'820	USD 7'810	USD 10'130	USD 13'630	USD 1'910	USD 10'530	USD 13'450	USD 17'200
	Average Return	-71.84%	-21.93%	1.27%	36.33%	-28.17%	1.04%	6.11%	11.46%
Nov-25	What you might get back	USD 2'970	USD 8'220	USD 10'750	USD 14'350	USD 2'020	USD 11'120	USD 14'270	USD 18'110
	Average Return	-70.35%	-17.82%	7.52%	43.50%	-27.39%	2.14%	7.37%	12.61%
Dec-25	What you might get back	USD 2'970	USD 8'230	USD 10'780	USD 14'350	USD 2'020	USD 11'170	USD 14'350	USD 18'200
	Average Return	-70.33%	-17.74%	7.83%	43.50%	-27.37%	2.24%	7.49%	12.73%
Jan-26	What you might get back	USD 2'970	USD 8'230	USD 10'800	USD 14'350	USD 2'030	USD 11'170	USD 14'350	USD 18'200
	Average Return	-70.31%	-17.74%	8.04%	43.50%	-27.34%	2.24%	7.49%	12.73%
Feb-26	What you might get back	USD 2'970	USD 8'230	USD 10'840	USD 14'350	USD 2'030	USD 11'170	USD 14'350	USD 18'200
	Average Return	-70.32%	-17.74%	8.38%	43.50%	-27.33%	2.24%	7.49%	12.73%
Mar-26	What you might get back	USD 3'260	USD 8'230	USD 10'840	USD 14'350	USD 2'030	USD 11'170	USD 14'220	USD 18'200
	Average Return	-67.44%	-17.74%	8.38%	43.50%	-27.31%	2.24%	7.29%	12.73%

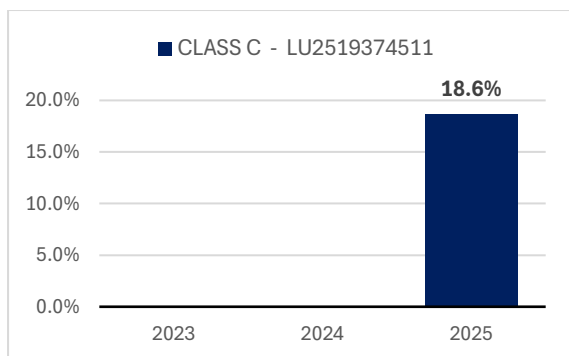
Annex: Past Performance and Performance scenarios

**BlueBox Precision Medicine Fund
Share Class C (USD) acc**

LU2519374511

As of 31/03/2026

Past Performance:



Past performance is not a reliable indicator of future performance. Markets could develop very differently in the future. It can help you assess how the fund has been managed in the past. This chart shows the fund's performance as the percentage loss or gain per full year since inception.

The share class was launched on: 23/10/2023.

Past performance in: USD.



Performance scenarios (Additional information from the relevant KID available at our website www.blueboxfunds.com)

What you will get from this product depends on future market performance. Market developments in the future are uncertain and cannot be accurately predicted. The unfavourable, moderate, and favourable scenarios shown are illustrations using the worst, average, and best performance of the product and a suitable proxy over the last 10 years. Markets could develop very differently in the future. The stress scenario shows what you might get back in extreme market circumstances.

The figures shown include all the costs of the product itself, but may not include all the costs that you pay to your advisor or distributor. The figures do not take into account your personal tax situation, which may also affect how much you get back.

LU2519374511		If you exit after 1 year				If you exit after 5 years			
Reference Month	Minimum	There is no minimum guaranteed return							
		Stress	Unfavourable	Moderate	Favourable	Stress	Unfavourable	Moderate	Favourable
Mar-23	What you might get back	USD 3'000	USD 6'530	USD 10'960	USD 16'440	USD 2'000	USD 5'820	USD 13'290	USD 22'630
	Average Return	-70.00%	-34.69%	9.58%	64.42%	-27.50%	-10.25%	5.85%	17.74%
Apr-23	What you might get back	USD 3'000	USD 6'960	USD 10'990	USD 15'320	USD 2'000	USD 7'960	USD 13'080	USD 19'440
	Average Return	-69.97%	-30.38%	9.92%	53.21%	-27.49%	-4.45%	5.52%	14.22%
May-23	What you might get back	USD 3'000	USD 6'710	USD 10'990	USD 15'460	USD 2'000	USD 8'000	USD 12'860	USD 19'920
	Average Return	-69.97%	-32.87%	9.86%	54.57%	-27.49%	-4.37%	5.16%	14.77%
Jun-23	What you might get back	USD 3'000	USD 6'790	USD 11'150	USD 16'060	USD 2'000	USD 7'960	USD 13'120	USD 19'350
	Average Return	-69.97%	-32.09%	11.48%	60.55%	-27.49%	-4.45%	5.58%	14.11%
Jul-23	What you might get back	USD 3'000	USD 6'960	USD 10'990	USD 15'320	USD 2'000	USD 8'200	USD 12'840	USD 19'440
	Average Return	-69.97%	-30.38%	9.89%	53.21%	-27.49%	-3.90%	5.13%	14.22%
Aug-23	What you might get back	USD 3'000	USD 6'470	USD 10'890	USD 15'580	USD 2'000	USD 7'810	USD 12'680	USD 20'630
	Average Return	-69.97%	-35.32%	8.85%	55.75%	-27.49%	-4.82%	4.86%	15.59%
Sept-23	What you might get back	USD 3'000	USD 6'590	USD 10'960	USD 15'850	USD 2'000	USD 7'940	USD 12'620	USD 19'840
	Average Return	-69.97%	-34.11%	9.59%	58.54%	-27.49%	-4.50%	4.77%	14.68%
Oct-23	What you might get back	USD 3'010	USD 7'070	USD 10'900	USD 15'170	USD 2'000	USD 7'070	USD 12'700	USD 19'490
	Average Return	-69.95%	-29.25%	9.01%	51.71%	-27.49%	-6.71%	4.90%	14.27%
Nov-23	What you might get back	USD 3'000	USD 6'670	USD 10'900	USD 16'240	USD 2'000	USD 6'970	USD 12'510	USD 19'970
	Average Return	-69.95%	-33.25%	9.01%	62.44%	-27.49%	-6.97%	4.59%	14.86%
Dec-23	What you might get back	USD 3'000	USD 6'960	USD 10'960	USD 15'250	USD 2'000	USD 8'880	USD 12'670	USD 19'440
	Average Return	-69.97%	-30.38%	9.79%	52.47%	-27.49%	-2.35%	4.84%	14.22%
Jan-24	What you might get back	USD 3'000	USD 6'710	USD 10'840	USD 15'460	USD 2'000	USD 8'680	USD 12'630	USD 19'920
	Average Return	-69.97%	-32.87%	8.41%	54.57%	-27.49%	-2.79%	4.79%	14.77%
Feb-24	What you might get back	USD 3'000	USD 6'620	USD 10'830	USD 16'240	USD 2'000	USD 9'060	USD 12'660	USD 19'990
	Average Return	-69.97%	-33.84%	8.26%	62.44%	-27.49%	-1.96%	4.83%	14.86%
Mar-24	What you might get back	USD 3'000	USD 7'080	USD 10'790	USD 15'280	USD 2'000	USD 9'170	USD 12'610	USD 20'480
	Average Return	-69.97%	-29.18%	7.94%	52.78%	-27.49%	-1.71%	4.74%	15.42%
Apr-24	What you might get back	USD 3'000	USD 6'740	USD 10'800	USD 16'060	USD 2'000	USD 8'120	USD 12'940	USD 19'370
	Average Return	-69.97%	-32.63%	8.03%	60.59%	-27.49%	-4.07%	5.29%	14.14%
May-24	What you might get back	USD 3'000	USD 6'670	USD 10'900	USD 15'380	USD 2'000	USD 9'350	USD 12'510	USD 19'990
	Average Return	-69.96%	-33.25%	9.01%	53.83%	-27.49%	-1.34%	4.59%	14.86%
Jun-24	What you might get back	USD 3'000	USD 6'840	USD 10'700	USD 16'740	USD 2'000	USD 8'090	USD 12'820	USD 19'680
	Average Return	-69.96%	-31.61%	7.01%	67.39%	-27.49%	-4.16%	5.09%	14.50%
Jul-24	What you might get back	USD 3'000	USD 6'710	USD 10'820	USD 15'180	USD 2'000	USD 9'140	USD 12'630	USD 19'920
	Average Return	-69.96%	-32.87%	8.24%	51.79%	-27.49%	-1.79%	4.79%	14.77%
Aug-24	What you might get back	USD 4'590	USD 8'110	USD 10'450	USD 12'980	USD 3'360	USD 10'300	USD 13'030	USD 16'940
	Average Return	-54.08%	-18.91%	4.51%	29.77%	-19.60%	0.60%	5.43%	11.12%
Sept-24	What you might get back	USD 4'590	USD 8'110	USD 10'450	USD 13'170	USD 3'350	USD 10'300	USD 13'030	USD 16'940
	Average Return	-54.10%	-18.91%	4.51%	31.74%	-19.63%	0.60%	5.43%	11.12%
Oct-24	What you might get back	USD 5'090	USD 8'110	USD 10'480	USD 14'250	USD 3'360	USD 10'300	USD 13'240	USD 16'940
	Average Return	-49.08%	-18.91%	4.79%	42.51%	-19.62%	0.60%	5.78%	11.12%
Nov-24	What you might get back	USD 5'020	USD 8'110	USD 10'510	USD 14'250	USD 3'350	USD 10'300	USD 13'350	USD 16'940
	Average Return	-49.81%	-18.91%	5.05%	42.51%	-19.66%	0.60%	5.95%	11.12%
Dec-24	What you might get back	USD 5'020	USD 8'110	USD 10'500	USD 14'250	USD 3'340	USD 9'740	USD 13'340	USD 16'930
	Average Return	-49.76%	-18.92%	5.04%	42.51%	-19.71%	-0.53%	5.94%	11.11%
Jan-25	What you might get back	USD 5'020	USD 8'110	USD 10'510	USD 14'250	USD 3'330	USD 10'110	USD 13'340	USD 16'930
	Average Return	-49.78%	-18.92%	5.14%	42.51%	-19.73%	0.21%	5.94%	11.11%
Feb-25	What you might get back	USD 5'020	USD 8'110	USD 10'510	USD 14'250	USD 3'330	USD 9'590	USD 13'340	USD 16'930
	Average Return	-49.79%	-18.92%	5.14%	42.51%	-19.73%	-0.84%	5.94%	11.11%
Mar-25	What you might get back	USD 5'020	USD 8'110	USD 10'510	USD 14'250	USD 3'390	USD 8'560	USD 13'340	USD 16'930
	Average Return	-49.84%	-18.92%	5.14%	42.51%	-19.47%	-3.05%	5.94%	11.11%
Apr-25	What you might get back	USD 2'840	USD 7'700	USD 9'990	USD 13'540	USD 2'980	USD 8'640	USD 12'680	USD 16'080
	Average Return	-71.58%	-22.97%	-0.11%	35.38%	-21.49%	-2.89%	4.86%	9.97%
May-25	What you might get back	USD 2'810	USD 7'700	USD 9'990	USD 13'540	USD 2'260	USD 8'050	USD 12'680	USD 16'080
	Average Return	-71.90%	-22.97%	-0.11%	35.38%	-25.71%	-4.24%	4.86%	9.97%
Jun-25	What you might get back	USD 2'810	USD 7'720	USD 10'010	USD 13'540	USD 1'900	USD 8'170	USD 12'800	USD 16'300
	Average Return	-71.89%	-22.77%	0.15%	35.38%	-28.25%	-3.96%	5.07%	10.26%
Jul-25	What you might get back	USD 2'960	USD 8'130	USD 10'540	USD 14'250	USD 2'000	USD 8'690	USD 13'480	USD 17'150
	Average Return	-70.38%	-18.71%	5.42%	42.51%	-27.50%	-2.76%	6.15%	11.40%
Aug-25	What you might get back	USD 2'960	USD 8'130	USD 10'540	USD 14'250	USD 2'010	USD 9'180	USD 13'480	USD 17'150
	Average Return	-70.39%	-18.71%	5.42%	42.51%	-27.47%	-1.71%	6.15%	11.40%
Sept-25	What you might get back	USD 2'810	USD 7'750	USD 10'050	USD 13'540	USD 1'910	USD 8'920	USD 12'990	USD 16'610
	Average Return	-71.86%	-22.48%	0.53%	35.38%	-28.21%	-2.25%	5.37%	10.68%
Oct-25	What you might get back	USD 2'820	USD 7'750	USD 10'060	USD 13'540	USD 1'910	USD 10'200	USD 12'990	USD 16'610
	Average Return	-71.84%	-22.48%	0.56%	35.38%	-28.17%	0.40%	5.37%	10.68%
Nov-25	What you might get back	USD 2'970	USD 8'160	USD 10'670	USD 14'250	USD 2'020	USD 10'740	USD 13'780	USD 17'480
	Average Return	-70.35%	-18.40%	6.75%	42.51%	-27.39%	1.43%	6.62%	11.82%
Dec-25	What you might get back	USD 2'970	USD 8'170	USD 10'710	USD 14'250	USD 2'020	USD 10'790	USD 13'850	USD 17'580
	Average Return	-70.33%	-18.31%	7.08%	42.51%	-27.36%	1.53%	6.74%	11.94%
Jan-26	What you might get back	USD 2'970	USD 8'170	USD 10'730	USD 14'250	USD 2'030	USD 10'790	USD 13'850	USD 17'580
	Average Return	-70.31%	-18.31%	7.28%	42.51%	-27.34%	1.53%	6.74%	11.94%
Feb-26	What you might get back	USD 2'970	USD 8'170	USD 10'760	USD 14'250	USD 2'030	USD 10'790	USD 13'850	USD 17'580
	Average Return	-70.32%	-18.31%	7.62%	42.51%	-27.33%	1.53%	6.74%	11.94%
Mar-26	What you might get back	USD 3'260	USD 8'170	USD 10'760	USD 14'250	USD 2'030	USD 10'790	USD 13'730	USD 17'580
	Average Return	-67.44%	-18.31%	7.62%	42.51%	-27.31%	1.53%	6.55%	11.94%

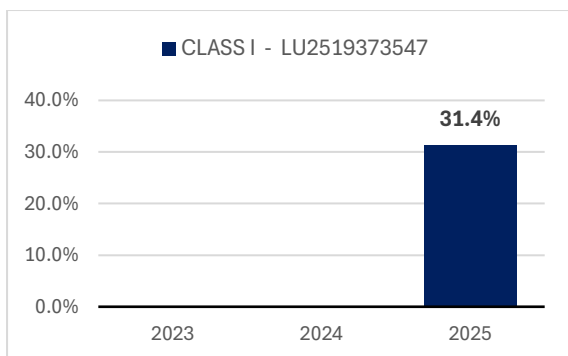
Annex: Past Performance and Performance scenarios

**BlueBox Precision Medicine Fund
Share Class I (USD) acc**

LU2519373547

As of 28/10/2025

Past Performance:



Past performance is not a reliable indicator of future performance. Markets could develop very differently in the future. It can help you assess how the fund has been managed in the past. This chart shows the fund's performance as the percentage loss or gain per full year since inception.

The share class was launched on: 25/09/2024.

Past performance in: USD.

Performance scenarios (Additional information from the relevant KID available at our website www.blueboxfunds.com)

What you will get from this product depends on future market performance. Market developments in the future are uncertain and cannot be accurately predicted. The unfavourable, moderate, and favourable scenarios shown are illustrations using the worst, average, and best performance of the product and a suitable proxy over the last 10 years. Markets could develop very differently in the future. The stress scenario shows what you might get back in extreme market circumstances.

The figures shown include all the costs of the product itself, but may not include all the costs that you pay to your advisor or distributor. The figures do not take into account your personal tax situation, which may also affect how much you get back.

LU2519373547		If you exit after 1 year				If you exit after 5 years			
Reference Month	Minimum	There is no minimum guaranteed return							
		Stress	Unfavourable	Moderate	Favourable	Stress	Unfavourable	Moderate	Favourable
Aug-24	What you might get back	USD 4'590	USD 8'210	USD 10'580	USD 13'140	USD 3'360	USD 10'960	USD 13'860	USD 18'030
	Average Return	-54.08%	-17.90%	5.81%	31.39%	-19.60%	1.86%	6.75%	12.51%
Sept-24	What you might get back	USD 4'360	USD 7'800	USD 10'050	USD 12'670	USD 3'180	USD 10'350	USD 13'170	USD 17'120
	Average Return	-56.38%	-22.00%	0.52%	26.72%	-20.45%	0.69%	5.66%	11.36%
Oct-24	What you might get back	USD 5'090	USD 8'210	USD 10'610	USD 14'430	USD 3'360	USD 10'790	USD 14'090	USD 18'030
	Average Return	-49.08%	-17.90%	6.09%	44.28%	-19.62%	1.53%	7.10%	12.51%
Nov-24	What you might get back	USD 5'020	USD 8'210	USD 10'640	USD 14'430	USD 3'350	USD 10'960	USD 14'200	USD 18'030
	Average Return	-49.83%	-17.90%	6.36%	44.28%	-19.66%	1.86%	7.27%	12.51%
Dec-24	What you might get back	USD 5'020	USD 8'210	USD 10'630	USD 14'430	USD 3'340	USD 10'150	USD 14'200	USD 18'020
	Average Return	-49.77%	-17.91%	6.35%	44.28%	-19.71%	0.30%	7.26%	12.50%
Jan-25	What you might get back	USD 5'020	USD 8'210	USD 10'650	USD 14'430	USD 3'330	USD 10'540	USD 14'200	USD 18'020
	Average Return	-49.80%	-17.91%	6.46%	44.28%	-19.73%	1.06%	7.26%	12.49%
Feb-25	What you might get back	USD 5'020	USD 8'210	USD 10'650	USD 14'430	USD 3'330	USD 9'710	USD 14'200	USD 18'020
	Average Return	-49.81%	-17.91%	6.46%	44.28%	-19.73%	-0.59%	7.26%	12.49%
Mar-25	What you might get back	USD 5'010	USD 8'210	USD 10'650	USD 14'430	USD 3'390	USD 8'670	USD 14'200	USD 18'020
	Average Return	-49.85%	-17.91%	6.46%	44.28%	-19.47%	-2.81%	7.26%	12.49%
Apr-25	What you might get back	USD 2'840	USD 7'800	USD 10'110	USD 13'710	USD 2'980	USD 8'750	USD 13'490	USD 17'110
	Average Return	-71.58%	-22.01%	1.13%	37.06%	-21.49%	-2.63%	6.17%	11.35%
May-25	What you might get back	USD 2'810	USD 7'800	USD 10'110	USD 13'710	USD 2'260	USD 8'170	USD 13'490	USD 17'110
	Average Return	-71.90%	-22.01%	1.13%	37.06%	-25.71%	-3.97%	6.17%	11.35%
Jun-25	What you might get back	USD 2'810	USD 7'820	USD 10'140	USD 13'700	USD 1'900	USD 8'300	USD 13'600	USD 17'300
	Average Return	-71.90%	-21.84%	1.36%	37.01%	-28.26%	-3.66%	6.34%	11.59%
Jul-25	What you might get back	USD 2'960	USD 8'230	USD 10'670	USD 14'430	USD 2'000	USD 8'800	USD 14'340	USD 18'250
	Average Return	-70.39%	-17.69%	6.73%	44.28%	-27.50%	-2.52%	7.48%	12.79%
Aug-25	What you might get back	USD 2'960	USD 8'230	USD 10'670	USD 14'430	USD 2'010	USD 9'290	USD 14'340	USD 18'250
	Average Return	-70.39%	-17.69%	6.73%	44.28%	-27.48%	-1.47%	7.48%	12.79%
Sept-25	What you might get back	USD 2'810	USD 7'850	USD 10'180	USD 13'710	USD 1'910	USD 9'040	USD 13'820	USD 17'670
	Average Return	-71.87%	-21.51%	1.78%	37.06%	-28.21%	-1.99%	6.69%	12.06%
Oct-25	What you might get back	USD 2'820	USD 7'850	USD 10'180	USD 13'710	USD 1'910	USD 10'590	USD 13'820	USD 17'670
	Average Return	-71.84%	-21.51%	1.82%	37.06%	-28.18%	1.16%	6.69%	12.06%
Nov-25	What you might get back	USD 2'960	USD 8'260	USD 10'810	USD 14'430	USD 2'020	USD 11'420	USD 14'660	USD 18'600
	Average Return	-70.35%	-17.38%	8.07%	44.28%	-27.39%	2.70%	7.95%	13.22%
Dec-25	What you might get back	USD 2'970	USD 8'270	USD 10'840	USD 14'430	USD 2'020	USD 11'480	USD 14'740	USD 18'700
	Average Return	-70.33%	-17.29%	8.42%	44.28%	-27.37%	2.80%	8.07%	13.34%
Jan-26	What you might get back	USD 2'970	USD 8'270	USD 10'860	USD 14'430	USD 2'030	USD 11'480	USD 14'740	USD 18'700
	Average Return	-70.32%	-17.29%	8.62%	44.28%	-27.34%	2.80%	8.07%	13.34%
Feb-26	What you might get back	USD 2'970	USD 8'270	USD 10'900	USD 14'430	USD 2'030	USD 11'480	USD 14'740	USD 18'700
	Average Return	-70.33%	-17.29%	8.96%	44.28%	-27.33%	2.80%	8.07%	13.34%
Mar-26	What you might get back	USD 3'260	USD 8'270	USD 10'900	USD 14'430	USD 2'030	USD 11'260	USD 14'610	USD 18'700
	Average Return	-67.45%	-17.29%	8.96%	44.28%	-27.31%	2.40%	7.88%	13.34%

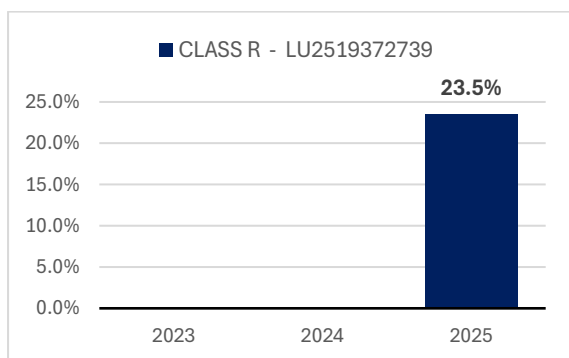
Annex: Past Performance and Performance scenarios

**BlueBox Precision Medicine Fund
Share Class R (USD) acc**

LU2519372739

As of 31/03/2026

Past Performance:



Past performance is not a reliable indicator of future performance. Markets could develop very differently in the future. It can help you assess how the fund has been managed in the past. This chart shows the fund's performance as the percentage loss or gain per full year since inception.

The share class was launched on: 31/10/2024.

Past performance in: USD.



Performance scenarios (Additional information from the relevant KID available at our website www.blueboxfunds.com)

What you will get from this product depends on future market performance. Market developments in the future are uncertain and cannot be accurately predicted. The unfavourable, moderate, and favourable scenarios shown are illustrations using the worst, average, and best performance of the product and a suitable proxy over the last 10 years. Markets could develop very differently in the future. The stress scenario shows what you might get back in extreme market circumstances.

The figures shown include all the costs of the product itself, but may not include all the costs that you pay to your advisor or distributor. The figures do not take into account your personal tax situation, which may also affect how much you get back.

LU2519372739		If you exit after 1 year				If you exit after 5 years			
Reference Month	Minimum	There is no minimum guaranteed return							
		Stress	Unfavourable	Moderate	Favourable	Stress	Unfavourable	Moderate	Favourable
Mar-23	What you might get back	USD 3'000	USD 6'530	USD 10'960	USD 16'440	USD 2'000	USD 5'820	USD 13'290	USD 22'630
	Average Return	-70.00%	-34.69%	9.58%	64.42%	-27.50%	-10.25%	5.85%	17.74%
Apr-23	What you might get back	USD 3'000	USD 6'960	USD 10'990	USD 15'320	USD 2'000	USD 7'960	USD 13'080	USD 19'440
	Average Return	-69.97%	-30.38%	9.92%	53.21%	-27.49%	-4.45%	5.52%	14.22%
May-23	What you might get back	USD 3'000	USD 6'710	USD 10'990	USD 15'460	USD 2'000	USD 8'000	USD 12'860	USD 19'920
	Average Return	-69.97%	-32.87%	9.86%	54.57%	-27.49%	-4.37%	5.16%	14.77%
Jun-23	What you might get back	USD 3'000	USD 6'790	USD 11'150	USD 16'060	USD 2'000	USD 7'960	USD 13'120	USD 19'350
	Average Return	-69.97%	-32.09%	11.48%	60.55%	-27.49%	-4.45%	5.58%	14.11%
Jul-23	What you might get back	USD 3'000	USD 6'960	USD 10'990	USD 15'320	USD 2'000	USD 8'200	USD 12'840	USD 19'440
	Average Return	-69.97%	-30.38%	9.89%	53.21%	-27.49%	-3.90%	5.13%	14.22%
Aug-23	What you might get back	USD 3'000	USD 6'470	USD 10'890	USD 15'580	USD 2'000	USD 7'810	USD 12'680	USD 20'630
	Average Return	-69.97%	-35.32%	8.85%	55.75%	-27.49%	-4.82%	4.86%	15.59%
Sept-23	What you might get back	USD 3'000	USD 6'590	USD 10'960	USD 15'850	USD 2'000	USD 7'940	USD 12'620	USD 19'840
	Average Return	-69.97%	-34.11%	9.59%	58.54%	-27.49%	-4.50%	4.77%	14.68%
Oct-23	What you might get back	USD 3'010	USD 7'070	USD 10'900	USD 15'170	USD 2'000	USD 7'070	USD 12'700	USD 19'490
	Average Return	-69.95%	-29.25%	9.01%	51.71%	-27.49%	-6.71%	4.90%	14.27%
Nov-23	What you might get back	USD 3'000	USD 6'670	USD 10'900	USD 16'240	USD 2'000	USD 6'970	USD 12'510	USD 19'990
	Average Return	-69.95%	-33.25%	9.01%	62.44%	-27.49%	-6.97%	4.59%	14.86%
Dec-23	What you might get back	USD 3'000	USD 6'960	USD 10'980	USD 15'250	USD 2'000	USD 8'880	USD 12'670	USD 19'440
	Average Return	-69.97%	-30.38%	9.79%	52.47%	-27.49%	-2.35%	4.84%	14.22%
Jan-24	What you might get back	USD 3'000	USD 6'710	USD 10'840	USD 15'460	USD 2'000	USD 8'680	USD 12'630	USD 19'920
	Average Return	-69.97%	-32.87%	8.41%	54.57%	-27.49%	-2.79%	4.79%	14.77%
Feb-24	What you might get back	USD 3'000	USD 6'620	USD 10'830	USD 16'240	USD 2'000	USD 9'060	USD 12'660	USD 19'990
	Average Return	-69.97%	-33.84%	8.26%	62.44%	-27.49%	-1.96%	4.83%	14.86%
Mar-24	What you might get back	USD 3'000	USD 7'080	USD 10'790	USD 15'280	USD 2'000	USD 9'170	USD 12'610	USD 20'480
	Average Return	-69.97%	-29.18%	7.94%	52.78%	-27.49%	-1.71%	4.74%	15.42%
Apr-24	What you might get back	USD 3'000	USD 6'740	USD 10'800	USD 16'060	USD 2'000	USD 8'120	USD 12'940	USD 19'370
	Average Return	-69.97%	-32.63%	8.03%	60.59%	-27.49%	-4.07%	5.29%	14.14%
May-24	What you might get back	USD 3'000	USD 6'670	USD 10'900	USD 15'380	USD 2'000	USD 9'350	USD 12'510	USD 19'990
	Average Return	-69.96%	-33.25%	9.01%	53.83%	-27.49%	-1.34%	4.59%	14.86%
Jun-24	What you might get back	USD 3'000	USD 6'840	USD 10'700	USD 16'740	USD 2'000	USD 8'090	USD 12'820	USD 19'680
	Average Return	-69.96%	-31.61%	7.01%	67.39%	-27.49%	-4.16%	5.09%	14.50%
Jul-24	What you might get back	USD 3'000	USD 6'710	USD 10'820	USD 15'180	USD 2'000	USD 9'140	USD 12'630	USD 19'920
	Average Return	-69.96%	-32.87%	8.24%	51.79%	-27.49%	-1.79%	4.79%	14.77%
Aug-24	What you might get back	USD 4'590	USD 8'210	USD 10'580	USD 13'130	USD 3'360	USD 10'940	USD 13'830	USD 17'990
	Average Return	-54.08%	-17.93%	5.77%	31.34%	-19.60%	1.81%	6.70%	12.46%
Sept-24	What you might get back	USD 4'590	USD 8'210	USD 10'580	USD 13'330	USD 3'350	USD 10'880	USD 13'830	USD 17'990
	Average Return	-54.09%	-17.93%	5.77%	33.34%	-19.63%	1.71%	6.70%	12.46%
Oct-24	What you might get back	USD 5'090	USD 8'210	USD 10'610	USD 14'420	USD 3'360	USD 10'770	USD 14'060	USD 17'990
	Average Return	-49.08%	-17.93%	6.05%	44.24%	-19.62%	1.50%	7.06%	12.46%
Nov-24	What you might get back	USD 5'020	USD 8'210	USD 10'630	USD 14'420	USD 3'350	USD 10'940	USD 14'180	USD 17'990
	Average Return	-49.82%	-17.93%	6.32%	44.24%	-19.66%	1.81%	7.23%	12.46%
Jan-25	What you might get back	USD 5'020	USD 8'210	USD 10'640	USD 14'420	USD 3'330	USD 10'530	USD 14'170	USD 17'980
	Average Return	-49.80%	-17.94%	6.41%	44.24%	-19.73%	1.04%	7.22%	12.45%
Feb-25	What you might get back	USD 5'020	USD 8'210	USD 10'640	USD 14'420	USD 3'330	USD 9'700	USD 14'170	USD 17'980
	Average Return	-49.80%	-17.94%	6.41%	44.24%	-19.73%	-0.60%	7.22%	12.45%
Mar-25	What you might get back	USD 5'010	USD 8'210	USD 10'640	USD 14'420	USD 3'390	USD 8'670	USD 14'170	USD 17'980
	Average Return	-49.85%	-17.94%	6.41%	44.24%	-19.47%	-2.82%	7.22%	12.45%
Apr-25	What you might get back	USD 2'840	USD 7'800	USD 10'110	USD 13'700	USD 2'980	USD 8'750	USD 13'460	USD 17'080
	Average Return	-71.59%	-22.04%	1.09%	37.03%	-21.49%	-2.63%	6.12%	11.30%
May-25	What you might get back	USD 2'810	USD 7'800	USD 10'110	USD 13'700	USD 2'260	USD 8'160	USD 13'460	USD 17'080
	Average Return	-71.90%	-22.04%	1.09%	37.03%	-25.71%	-3.97%	6.12%	11.30%
Jun-25	What you might get back	USD 2'810	USD 7'820	USD 10'140	USD 13'700	USD 1'900	USD 8'300	USD 13'600	USD 17'300
	Average Return	-71.90%	-21.84%	1.36%	37.03%	-28.26%	-3.67%	6.34%	11.59%
Jul-25	What you might get back	USD 2'960	USD 8'230	USD 10'670	USD 14'420	USD 2'000	USD 8'800	USD 14'310	USD 18'210
	Average Return	-70.39%	-17.73%	6.69%	44.24%	-27.50%	-2.53%	7.43%	12.74%
Aug-25	What you might get back	USD 2'960	USD 8'230	USD 10'670	USD 14'420	USD 2'010	USD 9'280	USD 14'310	USD 18'210
	Average Return	-70.40%	-17.73%	6.69%	44.24%	-27.48%	-1.47%	7.43%	12.74%
Sept-25	What you might get back	USD 2'810	USD 7'850	USD 10'170	USD 13'700	USD 1'910	USD 9'040	USD 13'800	USD 17'640
	Average Return	-71.87%	-21.54%	1.74%	37.03%	-28.21%	-2.00%	6.65%	12.02%
Oct-25	What you might get back	USD 2'820	USD 7'850	USD 10'180	USD 13'700	USD 1'910	USD 10'590	USD 13'800	USD 17'640
	Average Return	-71.84%	-21.54%	1.78%	37.03%	-28.18%	1.15%	6.65%	12.02%
Nov-25	What you might get back	USD 2'960	USD 8'260	USD 10'800	USD 14'420	USD 2'020	USD 11'400	USD 14'630	USD 18'560
	Average Return	-70.36%	-17.41%	8.04%	44.24%	-27.39%	2.66%	7.91%	13.17%
Dec-25	What you might get back	USD 2'970	USD 8'270	USD 10'840	USD 14'420	USD 2'020	USD 11'450	USD 14'710	USD 18'660
	Average Return	-70.34%	-17.32%	8.37%	44.24%	-27.37%	2.75%	8.03%	13.29%
Jan-26	What you might get back	USD 2'970	USD 8'270	USD 10'860	USD 14'420	USD 2'030	USD 11'450	USD 14'710	USD 18'660
	Average Return	-70.32%	-17.32%	8.58%	44.24%	-27.34%	2.75%	8.03%	13.29%
Feb-26	What you might get back	USD 2'970	USD 8'270	USD 10'890	USD 14'420	USD 2'030	USD 11'450	USD 14'710	USD 18'660
	Average Return	-70.33%	-17.32%	8.92%	44.24%	-27.33%	2.75%	8.03%	13.29%
Mar-26	What you might get back	USD 3'250	USD 8'270	USD 10'890	USD 14'420	USD 2'030	USD 11'250	USD 14'580	USD 18'660
	Average Return	-67.45%	-17.32%	8.92%	44.24%	-27.31%	2.39%	7.84%	13.29%

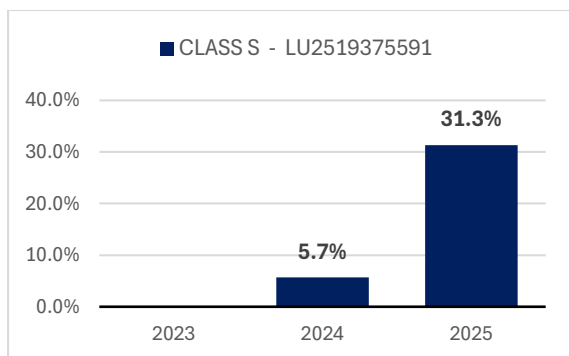
Annex: Past Performance and Performance scenarios

**BlueBox Precision Medicine Fund
Share Class S (USD) acc**

LU2519375591

As of 31/03/2026

Past Performance:



Past performance is not a reliable indicator of future performance. Markets could develop very differently in the future. It can help you assess how the fund has been managed in the past. This chart shows the fund's performance as the percentage loss or gain per full year since inception.

The share class was launched on: 28/02/2023.

Past performance in: USD.



Performance scenarios (Additional information from the relevant KID available at our website www.blueboxfunds.com)

What you will get from this product depends on future market performance. Market developments in the future are uncertain and cannot be accurately predicted. The unfavourable, moderate, and favourable scenarios shown are illustrations using the worst, average, and best performance of the product and a suitable proxy over the last 10 years. Markets could develop very differently in the future. The stress scenario shows what you might get back in extreme market circumstances.

The figures shown include all the costs of the product itself, but may not include all the costs that you pay to your advisor or distributor. The figures do not take into account your personal tax situation, which may also affect how much you get back.

LU2519375591		If you exit after 1 year				If you exit after 5 years			
Reference Month	Minimum	There is no minimum guaranteed return							
		Stress	Unfavourable	Moderate	Favourable	Stress	Unfavourable	Moderate	Favourable
Mar-23	What you might get back	USD 3'000	USD 6'530	USD 10'960	USD 16'440	USD 2'000	USD 5'820	USD 13'290	USD 22'630
	Average Return	-70.00%	-34.69%	9.58%	64.42%	-27.50%	-10.25%	5.85%	17.74%
Apr-23	What you might get back	USD 3'000	USD 6'960	USD 10'990	USD 15'320	USD 2'000	USD 7'900	USD 13'080	USD 19'440
	Average Return	-69.96%	-30.38%	9.92%	53.21%	-27.49%	-4.60%	5.52%	14.22%
May-23	What you might get back	USD 3'000	USD 6'590	USD 10'960	USD 15'850	USD 2'000	USD 7'990	USD 13'180	USD 20'150
	Average Return	-69.97%	-34.11%	9.60%	58.54%	-27.49%	-4.39%	5.68%	15.04%
Sept-23	What you might get back	USD 3'000	USD 6'880	USD 10'810	USD 16'120	USD 2'000	USD 7'870	USD 12'840	USD 20'760
	Average Return	-69.96%	-31.24%	8.14%	61.17%	-27.49%	-4.68%	5.13%	15.73%
Oct-23	What you might get back	USD 3'010	USD 7'070	USD 10'970	USD 15'170	USD 2'000	USD 6'720	USD 12'770	USD 19'490
	Average Return	-69.94%	-29.25%	9.66%	51.71%	-27.49%	-7.63%	5.01%	14.27%
Nov-23	What you might get back	USD 3'010	USD 6'770	USD 11'040	USD 16'060	USD 2'010	USD 7'330	USD 12'810	USD 19'370
	Average Return	-69.94%	-32.27%	10.39%	60.55%	-27.49%	-6.03%	5.08%	14.14%
Dec-23	What you might get back	USD 3'000	USD 6'960	USD 10'980	USD 15'250	USD 2'000	USD 8'860	USD 12'670	USD 19'440
	Average Return	-69.97%	-30.38%	9.79%	52.47%	-27.49%	-2.40%	4.84%	14.22%
Jan-24	What you might get back	USD 3'000	USD 6'710	USD 10'870	USD 15'460	USD 2'000	USD 9'020	USD 12'630	USD 19'920
	Average Return	-69.97%	-32.87%	8.69%	54.57%	-27.49%	-2.04%	4.79%	14.77%
Feb-24	What you might get back	USD 3'000	USD 6'620	USD 10'810	USD 16'240	USD 2'000	USD 9'060	USD 12'640	USD 19'990
	Average Return	-69.97%	-33.84%	8.13%	62.44%	-27.49%	-1.96%	4.80%	14.86%
Mar-24	What you might get back	USD 3'000	USD 6'880	USD 10'700	USD 16'120	USD 2'000	USD 9'550	USD 12'710	USD 20'760
	Average Return	-69.97%	-31.24%	6.98%	61.17%	-27.49%	-0.91%	4.91%	15.73%
Apr-24	What you might get back	USD 3'000	USD 6'710	USD 10'870	USD 15'460	USD 2'000	USD 8'920	USD 12'630	USD 19'920
	Average Return	-69.96%	-32.87%	8.69%	54.57%	-27.49%	-2.25%	4.79%	14.77%
May-24	What you might get back	USD 3'000	USD 6'930	USD 10'600	USD 15'950	USD 2'000	USD 8'580	USD 12'620	USD 20'720
	Average Return	-69.96%	-30.73%	6.04%	59.50%	-27.49%	-3.03%	4.77%	15.69%
Jun-24	What you might get back	USD 3'000	USD 6'960	USD 10'960	USD 14'710	USD 2'000	USD 9'190	USD 12'760	USD 19'440
	Average Return	-69.95%	-30.38%	9.58%	47.14%	-27.49%	-1.67%	5.00%	14.22%
Jul-24	What you might get back	USD 3'000	USD 6'670	USD 10'720	USD 15'030	USD 2'000	USD 9'170	USD 12'670	USD 20'720
	Average Return	-69.95%	-33.29%	7.24%	50.26%	-27.49%	-1.73%	4.85%	15.69%
Aug-24	What you might get back	USD 4'590	USD 8'210	USD 10'580	USD 13'130	USD 3'360	USD 10'940	USD 13'830	USD 17'990
	Average Return	-54.08%	-17.93%	5.77%	31.34%	-19.60%	1.81%	6.70%	12.46%
Sept-24	What you might get back	USD 4'590	USD 8'210	USD 10'580	USD 13'330	USD 3'350	USD 10'880	USD 13'830	USD 17'990
	Average Return	-54.09%	-17.93%	5.77%	33.34%	-19.63%	1.71%	6.70%	12.46%
Oct-24	What you might get back	USD 5'090	USD 8'210	USD 10'610	USD 14'420	USD 3'360	USD 10'780	USD 14'060	USD 17'990
	Average Return	-49.08%	-17.93%	6.05%	44.24%	-19.62%	1.50%	7.06%	12.46%
Nov-24	What you might get back	USD 5'020	USD 8'210	USD 10'630	USD 14'420	USD 3'350	USD 10'940	USD 14'180	USD 17'990
	Average Return	-49.82%	-17.93%	6.32%	44.24%	-19.66%	1.81%	7.23%	12.46%
Jan-25	What you might get back	USD 5'020	USD 8'210	USD 10'640	USD 14'420	USD 3'330	USD 10'530	USD 14'170	USD 17'980
	Average Return	-49.80%	-17.94%	6.41%	44.24%	-19.73%	1.04%	7.22%	12.45%
Feb-25	What you might get back	USD 5'020	USD 8'210	USD 10'640	USD 14'420	USD 3'330	USD 9'710	USD 14'170	USD 17'980
	Average Return	-49.80%	-17.94%	6.41%	44.24%	-19.73%	-0.59%	7.22%	12.45%
Mar-25	What you might get back	USD 5'010	USD 8'210	USD 10'640	USD 14'420	USD 3'390	USD 8'670	USD 14'170	USD 17'980
	Average Return	-49.85%	-17.94%	6.41%	44.24%	-19.47%	-2.82%	7.22%	12.45%
Apr-25	What you might get back	USD 2'840	USD 7'800	USD 10'110	USD 13'700	USD 2'980	USD 8'750	USD 13'460	USD 17'080
	Average Return	-71.59%	-22.04%	1.09%	37.03%	-21.49%	-2.63%	6.12%	11.30%
May-25	What you might get back	USD 2'810	USD 7'800	USD 10'110	USD 13'700	USD 2'260	USD 8'170	USD 13'460	USD 17'080
	Average Return	-71.90%	-22.04%	1.09%	37.03%	-25.71%	-3.97%	6.12%	11.30%
Jun-25	What you might get back	USD 2'810	USD 7'820	USD 10'140	USD 13'700	USD 1'900	USD 8'300	USD 13'600	USD 17'300
	Average Return	-71.90%	-21.84%	1.36%	37.03%	-28.26%	-3.67%	6.34%	11.59%
Jul-25	What you might get back	USD 2'960	USD 8'230	USD 10'670	USD 14'420	USD 2'000	USD 8'800	USD 14'310	USD 18'210
	Average Return	-70.39%	-17.73%	6.69%	44.24%	-27.50%	-2.53%	7.43%	12.74%
Aug-25	What you might get back	USD 2'960	USD 8'230	USD 10'670	USD 14'420	USD 2'010	USD 9'290	USD 14'310	USD 18'210
	Average Return	-70.40%	-17.73%	6.69%	44.24%	-27.48%	-1.47%	7.43%	12.74%
Sept-25	What you might get back	USD 2'810	USD 7'850	USD 10'170	USD 13'700	USD 1'910	USD 9'040	USD 13'800	USD 17'640
	Average Return	-71.87%	-21.54%	1.74%	37.03%	-28.21%	-2.00%	6.65%	12.02%
Oct-25	What you might get back	USD 2'820	USD 7'850	USD 10'180	USD 13'700	USD 1'910	USD 10'590	USD 13'800	USD 17'640
	Average Return	-71.84%	-21.54%	1.78%	37.03%	-28.18%	1.16%	6.65%	12.02%
Nov-25	What you might get back	USD 2'960	USD 8'260	USD 10'810	USD 14'420	USD 2'020	USD 11'400	USD 14'630	USD 18'560
	Average Return	-70.36%	-17.41%	8.06%	44.24%	-27.39%	2.66%	7.91%	13.17%
Dec-25	What you might get back	USD 2'970	USD 8'270	USD 10'840	USD 14'420	USD 2'020	USD 11'450	USD 14'710	USD 18'660
	Average Return	-70.34%	-17.32%	8.37%	44.24%	-27.37%	2.75%	8.03%	13.29%
Jan-26	What you might get back	USD 2'970	USD 8'270	USD 10'860	USD 14'420	USD 2'030	USD 11'450	USD 14'710	USD 18'660
	Average Return	-70.32%	-17.32%	8.58%	44.24%	-27.34%	2.75%	8.03%	13.29%
Feb-26	What you might get back	USD 2'970	USD 8'270	USD 10'890	USD 14'420	USD 2'030	USD 11'450	USD 14'710	USD 18'660
	Average Return	-70.33%	-17.32%	8.92%	44.24%	-27.33%	2.75%	8.03%	13.29%
Mar-26	What you might get back	USD 3'250	USD 8'270	USD 10'890	USD 14'420	USD 2'030	USD 11'250	USD 14'580	USD 18'660
	Average Return	-67.45%	-17.32%	8.92%	44.24%	-27.31%	2.39%	7.84%	13.29%